

BENEFlex²⁰¹⁸

G U I D E



YOUR EMPLOYEE BENEFITS

Onsite Representatives

Humana (Claims Advisor)	727-588-6367
Humana (Medical—Patient Advocate)	727-588-6137
Humana (Health & Wellness/Go365 Advocate)	727-588-6134
Sun Life Financial (Disability)	727-588-6444

Risk Management and Insurance

Main Number	727-588-6195 • (Fax) 727-588-6182
Insurance Benefits and Deductions—Employee	727-588-6197
Retirement (Insurance Benefits, DROP)	727-588-6214
Tax-Deferred Accounts	727-588-6141
Wellness	727-588-6031
Workers' Compensation	727-588-6196

Insurance Carriers

Doctor On Demand	doctorondemand.com/humana
EyeMed Vision Care	866-299-1358 eyemed.com
Health Advocate	877-240-6863
Employee Assistance Program (EAP)	healthadvocate.com/member
Healthcare Bluebook	888-316-1824 pcsb.org/healthcarebluebook
Horace Mann Auto Insurance Payroll Deduction Plan	813-600-3268 or 727-576-5555 floridaeducatorsinsurance.com
HumanaDental Advantage Plus 2S Plan (548085)	800-342-5209 MyHumana.com
Humana FSA Administration	800-604-6228 MyHumana.com
Humana Medical Member Services and Claims	877-230-3318 humana.com or MyHumana.com
Humana Pharmacy (Mail Order Rx)	800-833-1315 humanapharmacy.com
MetLife® Dental Plan—PDP (G95682)	800-942-0854 metlife.com/dental
MetLife® Voluntary Benefits (HIP, Auto, Legal, Pet Insurance, etc.)	800-438-6388 metlife.com/mybenefits
Standard Insurance Company Life/AD&D Claims	800-628-8600
Sun Life Financial —Disability Insurance Claims	866-376-9478





Non-PCS Programs

Florida KidCare	800-821-5437 floridakidcare.org
Federal Health Insurance Marketplace	800-318-2596 healthcare.gov

This newsletter describes Pinellas County Schools employee benefit programs that will be effective for the plan year beginning January 1, 2018. This is only a summary of the benefit programs. Additional restrictions and/or limitations not included in this guide may apply. In the event of a conflict between this guide and the plan documents, the plan documents will control.

Contents



-  2018 Benefit Plans Summaries 2
- Payroll Deduction Rate Chart 6
- New Hire Enrollment Information 8
- General Enrollment Information 9
 - Eligibility 9
 - Enrollment and Effective Dates 9
 - Dependent Coverage and Eligibility 10
 - Changes in Coverage 12
 - Coordination of Benefits 12
 - Termination of Coverage 13
 - Annual Enrollment 13
 - Board Contribution 13
 - Two Board Employees 14
 - Change in Two Board Status 14
 - Payroll Deductions 15
 - Leave of Absence (LOA) 15
 - Continuation or Waiver of Insurance Premium 17
 - Retiree Insurance 17
-  The FLEX Plan 20
 - Premium Conversion 20
 - Change in Status Events 21
 - Flexible Spending Accounts (FSAs) 23
-  Humana Medical Plans 26
 - Medical Plans Comparison Chart 32–35
-  Employee Assistance Program (EAP) 46
 - Drug- and Alcohol-Free Workplace 47
 - The Be SMART Wellness Program 48
-  Dental Plans 50
-  EyeMed Vision Plan 60
-  Life and AD&D Insurance 63
-  Disability Insurance Plans 69
-  Voluntary Benefits 75
-  Voluntary Retirement Programs 79
 - Florida Retirement System (FRS) 83
-  Plan Administration...Your Rights and Responsibilities 85



2018 Benefit Plans Summaries

Introduction

At Pinellas County Schools, our employees are our greatest asset. You're the reason for our students' success, and we appreciate the contribution you make to our future. We also realize that you have a life outside your job—a family, friends, activities. So we want to provide you with quality benefit plans and programs that meet your needs and those of your family, through the BeneFLEX program.

This guide contains details about the BeneFLEX program, including eligibility, plan features and provisions, and their associated costs—everything you need to know to make informed choices.

Please take the time to review this guide carefully and use the contact information printed on the inside front cover if you have any questions or would like additional information. The decisions you make will remain in effect through December 31, 2018.

Medical Plans

- Choose from three Humana plans: HMO Staff, the National POS, and the Consumer Directed Health Plan.
- Enroll your legal spouse, and/or your children who may be eligible for coverage through the end of the year in which they turn age 26 (see pages 10–12 for information about dependent coverage and eligibility, including coverage for dependent children ages 26–30).

Health Care Reform and You—the Individual Mandate

The ACA requires most Americans to purchase health insurance or pay a penalty. This is called the “individual mandate.” The medical plans offered by PCS meet or exceed the affordability and coverage requirements. So being enrolled in a PCS medical plan satisfies the individual mandate. Please see page 45 for more information about Health Care Reform.

Be SMART Wellness Programs

- Participate in district-sponsored programs for physical activity, nutrition, tobacco cessation, flu shots, financial wellness, resiliency, and many more throughout the year.
- Choose from programs offered at your school based upon employee interest, such as walking programs, Yoga, softball competitions, informative speakers, and other creative opportunities.
- Humana members can participate in Go365, an individualized program offering Go365 Bucks[®], which can be redeemed for gift items, as well as a health care premium credit. See pages 48–49 for details.

Board Contribution Credit

- If you do not enroll in a PCS-sponsored medical plan, you are eligible to use up to a \$75 per-pay-period Board Contribution credit toward the purchase of eligible supplemental benefits. Eligible benefits are marked on the rate sheets and Enrollment & Change form with a diamond (◆). Enrollment in these supplemental benefits is not automatic. You must complete an Enrollment & Change form and elect them. If you do not elect these supplemental benefit, you forfeit the \$75 per-pay-period credit.
- The Board Contribution credit may be applied to your payroll deductions for dental, vision, AD&D, short- or long-term disability, and/or the Hospital Indemnity Plan (HIP). The contribution cannot be used to purchase Optional Term Life insurance or be contributed to a Dependent Care FSA.
- If you are not enrolled in a medical plan and you enroll in a Healthcare FSA, you can deposit from \$10 to \$25 of your Board Contributions into your Healthcare FSA. **This is not automatic**—you must actively enroll in a Healthcare FSA to receive the credits the first year you enroll. In subsequent years, your contribution amount will continue unless you change it during Annual Enrollment. See page 13 for more information.
- Board Contribution credits do not accumulate and are not automatic. You must enroll for the benefits listed above and any amount not used will be forfeited.

2018 Benefit Plans Summaries



Healthcare Flexible Spending Account

- Deposit any whole dollar amount (minimum of \$10 per paycheck) in pre-tax dollars into your Healthcare Flexible Spending Account (FSA), up to a maximum of \$2,500 per calendar year (see pages 23–25).
- Deposit up to \$25 per pay of your unused Board Contribution (see below).
- Reduce your federal income and Social Security tax payroll deductions.
- Get reimbursed from your account for eligible medical, dental, or vision expenses not covered by your health care plan(s), including deductibles, co-payments, and coinsurance.
- Your full annual contribution is available on your effective date.
- Eligible expenses must be incurred in the plan (calendar) year or through the end of the month in which you terminate employment. Any amount remaining in your account after eligible claims have been processed will be forfeited. You must “use it or lose it” by the end of the plan year.
- Many over-the-counter drugs and medical care items are not eligible expenses without a doctor’s prescription (see page 24).
- Use your HumanaAccess Visa debit card to pay for eligible medical, dental, and vision deductibles, coinsurance, and co-pays including prescription drug co-pays (see page 25).
- **Keep your receipts.** You may be required to submit receipts or an Explanation of Benefits (EOB) to support the eligibility of your debit card purchases.

Put Your Board Contribution Credits to Good Use

If you do not enroll in a PCS-sponsored medical plan you can have \$10 to \$25 of your Board Contribution credits deposited into your Healthcare FSA per pay period—giving you up to \$500 per year to pay eligible medical, dental, and vision expenses.

Dependent Care Flexible Spending Account

- Deposit any whole dollar amount (minimum of \$10 per paycheck) in pre-tax dollars into your Dependent Care Flexible Spending Account (FSA), up to a maximum of \$5,000 or \$2,500 if you are married and file taxes jointly (see page 24).
- Get reimbursed from your account for **eligible dependent day care expenses** for your children or elderly parents. (This account is **not** for health care expenses.)
- Reduce your federal income and Social Security taxes.
- Eligible expenses must be incurred in the plan (calendar) year. Any amount remaining in your account after all eligible claims have been processed will be forfeited.

FSA Alert: Employees must be actively at work to enroll in FSAs.

Employee Assistance Program

- Contact a qualified representative for confidential assistance with a variety of personal issues, including stress, depression, parenting, marital or family problems, child/elder care, legal, or financial issues (see page 45).
- Receive up to eight visits per member per incident per year at no charge.
- Coverage is provided for you and your eligible family members.
- Call Health Advocate 877-240-6863 for help and information.



2018 Benefit Plans Summaries

Dental Plans

HumanaDental Advantage Plus 2S Plan

- Choose any Humana Advantage Plus 2S network dental provider; no primary dentist or specialist referrals required.
- No office visit copays, deductibles, or annual maximum.
- No charge for preventive and basic services.
- Adult and child orthodontia benefits available.
- See pages 51–55 for details.

MetLife® Preferred Dentist Program (PDP)

- Choose a participating dentist or any dentist of your choice.
- Select from more than 100,000 dentists nationwide with more than 100 in Pinellas County.
- Reduce your out-of-pocket expenses when you visit a participating preferred provider.
- Pay annual deductibles of \$50 per individual and \$150 per family maximum before the plan pays coinsurance.
- There is a calendar-year maximum benefit of \$1,250 per person.
- There is a \$1,000 lifetime maximum orthodontia benefit for dependent children up to age 19.
- See pages 57–59 for details.

Vision Plan

- As a benefits-eligible employee, you can enroll in free employee-only vision coverage.
- You may enroll your dependents in the vision plan for an additional cost.
- The EyeMed Vision Care Plan emphasizes high-quality routine eye care from a network of independent and retail eye care professionals. Check the provider directory available on the PCS website before making your first appointment.

- Receive one eye exam and lenses or contact lenses per calendar year, and frames every other calendar year for you and your covered dependents for reasonable co-payments.
- Get reimbursed from the plan if you visit a nonparticipating provider (exceptions apply).
- See pages 60–62 for details.

Life Insurance

- Receive Basic Life insurance coverage, paid by the Board, at one times your annual base salary rounded up to the next \$1,000, with a coverage minimum of \$15,000. Coverage amounts in excess of \$50,000 are subject to taxation under Section 79 of the Internal Revenue Code.
- At retirement, you can continue Board Life insurance and convert Optional Term Life coverage to an individual policy.
- Select additional coverage, if needed:
 - Optional Employee Term Life insurance: up to \$500,000 (guaranteed coverage available up to \$100,000, if you enroll within 31 days of becoming eligible).
 - Spouse: up to \$100,000, not to exceed the employee's total life insurance coverage (basic plus any optional employee life). (Coverage is subject to medical underwriting.)
 - Child(ren): up to \$10,000 (no medical underwriting).
 - Optional Family Term Life insurance: \$5,000 per dependent.
 - Disabled employees can apply for a continuation of benefits to age 65.
 - See pages 63–70 for details.

2018 Benefit Plans Summaries



Accidental Death & Dismemberment (AD&D) Plan

- Receive Board-paid Basic AD&D coverage of \$2,000.
- Select Optional AD&D coverage for employee and family, if needed.
- Choose from employee coverage amounts of \$50,000, \$100,000, \$200,000, or \$300,000. Coverage amounts for spouse and/or child(ren) are a percentage of the employee's coverage. See pages 63–70 for details.

Disability Insurance Plans

Select any of the following plans:

- **Sun Life Financial Disability Plans**—you must enroll in Short-term Disability (STD) before you can enroll in Long-term Disability (LTD). See pages 71–76 for details, including pre-existing condition exclusions.
 - **Short-term Disability (STD) (Base Plan)**—provides benefits for up to two years for a disability due to illness or up to five years for a disability due to injury. Coverage is available from \$400 to \$5,000 per month based on salary, with benefits starting on the 16th, 31st, or 61st day, depending on the Elimination Plan chosen by the employee. The elimination period means a period of consecutive days of disability for which **no** benefit is payable.
 - **Long-term Disability (LTD)**—provides benefits for disabilities that extend beyond the Base Plan. Coverage available from a \$400 to \$5,000 benefit per month.

MetLife Hospital Indemnity Plan (HIP)

HIP pays a daily amount for hospital confinement. See page 78 for details about this plan.

Voluntary Benefits

- Auto and Home Insurance* through Horace Mann and MetLife.
- MetLaw® Group Legal Services Plan offered by Hyatt Legal Plans (a MetLife company).
- MetLife Veterinary (VPI®) Pet Insurance.
- See pages 77–80 for details.

Voluntary Retirement Programs

- Pre-tax plans: 403(b) or 457(b).
- After-tax plan: Roth 403(b).
- Make deposits via easy payroll deductions.
- Choose from a variety of investment programs.
- Change your salary reduction amount up to four times per calendar year.
- Enroll or cancel participation anytime during the calendar year.
- See pages 81–86 for details.

* Subject to underwriting approval. Some areas in Florida may not be eligible for Home Insurance.

Employee Discount Program

- Pinellas County Schools periodically offers discounts to various theme parks, car rentals, hotel stays, and cruise packages. Discounts are available to all employees. See www.pcsb.org/discounts for current discounts.



Payroll Deduction Rate Chart

DIAMOND = Eligible for Board Contribution

If you do not enroll in a PCS-sponsored medical plan, you are eligible to use up to a \$75 per-pay-period Board credit toward the purchase of eligible supplemental benefits. Eligible benefits are marked on the rate sheets and Enrollment & Change form with a diamond (◆). Enrollment in these supplemental benefits is not automatic. You must complete an Enrollment & Change form and elect them. If you do not elect these supplemental benefit, you forfeit the \$75 per-pay-period credit.

Humana Medical Plans

Coverage Level	Humana HMO Staff	Humana NPOS	Humana Consumer Directed Health Plan
Employee	\$77.00	\$86.00	\$58.00
Employee + Spouse	\$207.00	\$226.00	\$169.00
Employee + Child(ren)	\$192.00	\$211.00	\$154.00
Employee + Family	\$276.00	\$314.00	\$223.00
Two Board Family*	\$181.00	\$219.00	\$128.00

Payroll deduction **per-pay-period (20 pays) AFTER** the Board Contribution has been applied.

* To be eligible for Two Board Family, three or more individuals must be covered under the plan and your legal spouse must be a benefits-eligible employee of the School Board.

◆ Humana or MetLife Dental Plans

Coverage Level	Humana Advantage Dental Coverage	MetLife® PDP Dental Coverage
Employee	\$7.02	\$12.46
Employee + 1	13.02	23.06
Employee + Family	19.03	33.28
Two Board Family**	17.03	31.28

◆ EyeMed Vision Plan

Coverage Level	EyeMed Vision Coverage
Employee	No Charge
Employee + 1	\$2.83
Employee + Family	5.92
Two Board Family	5.92

Payroll deduction **per pay period (20 pays) AFTER** the Board Contribution has been applied.

** To be eligible for Two Board Family, three or more individuals must be covered under the plan and your legal spouse must be a benefits-eligible employee of the School Board.

Standard Insurance Company Life Insurance Plans***

Basic Employee Term Life Insurance^①

One times base annual earnings rounded up to next \$1,000 is provided for all eligible PCS employees at no cost to you.

**Minimum:
\$15,000**
**Maximum:
\$500,000**

Optional Employee and Dependent Term Life

Age (as of effective date of coverage)	Employee ^② & Spouse ^②		Children ^③	Family ^④
	Rates (per \$10,000)		Rates (per \$2,000)	Formerly "Dependent Life" Rates (per family unit)
under 30	\$ 0.34		\$0.24	\$0.90
30-34	0.48			
35-39	0.54			
40-44	0.60			
45-49	0.90			
50-54	1.38			
55-59	2.58			
60-64	3.96			
65-69	7.62			
70+	12.36			

① This coverage is "guarantee issue" and no evidence of good health is required.

② Optional Employee Term Life: \$10,000 minimum, up to \$200,000 in \$10,000 increments or \$250,000, up to \$500,000 maximum in \$50,000 increments; "guarantee issue" (new hire only) to \$100,000 or your current coverage amount; for additional amounts, you must provide evidence of good health; subject to reduction schedules at age 70.

③ Optional Dependent Term Life for Spouse: \$10,000 increments to \$100,000; evidence of good health is required; coverage terminates at age 70.

④ Optional Dependent Term Life for Child(ren): \$2,000 increments to \$10,000; one premium covers all eligible child(ren).

⑤ Optional Family Term Life: One premium covers spouse and eligible child(ren).

*** Keep in mind that the amount of coverage you elect will be reduced at certain ages. The \$12.36 contribution shown for age 70 and above actually buys coverage of \$6,500 at ages 70-74, \$4,500 at ages 75-79, and \$3,000 at age 80 and above.

Payroll Deduction Rate Chart



DIAMOND = Eligible for Board Contribution

◆ Standard Insurance Company Optional Accidental Death & Dismemberment Insurance

Basic Employee Accidental Death & Dismemberment Insurance is provided for all eligible PCS employees at no cost to you. Coverage Amount: \$2,000

Benefit Amount	Employee Only	Employee + Family	Benefit Amount	Employee Only	Employee + Family
\$50,000	\$0.60	\$1.05	\$200,000	\$2.40	\$4.20
\$100,000	\$1.20	\$2.10	\$300,000	\$3.60	\$6.30

◆ Sun Life Financial Income Protection Short-term Disability Plan (STD) (Base Plan)

An eligible employee may select one of the benefit levels outlined below, provided the Monthly Disability Benefit does not exceed 66 2/3% of the person's regular monthly base salary.

If Your Annual Base Salary Is at Least	Monthly Disability Benefit	20 deductions per year when Accident and Sickness Benefits begin after the WAITING/ELIMINATION PERIOD :		
		15-Day Plan	30-Day Plan	60-Day Plan
\$ 7,200	\$ 400	\$ 6.44	\$ 5.20	\$ 4.03
10,800	600	9.66	7.79	6.03
14,400	800	12.88	10.39	8.05
18,000	1,000	16.09	12.99	10.06
21,600	1,200	19.31	15.59	12.07
25,200	1,400	22.53	18.18	14.09
28,800	1,600	25.75	20.79	16.09
32,400	1,800	28.98	23.38	18.11
37,800	2,100	33.80	27.28	21.13
43,200	2,400	38.64	31.18	24.15
48,600	2,700	43.46	35.07	27.16
54,000	3,000	48.29	38.97	30.18
63,000	3,500	56.34	45.47	35.22
72,000	4,000	64.39	51.97	40.24
81,000	4,500	72.44	58.45	45.28
90,000	5,000	80.48	64.95	50.30

Pre-existing conditions apply during the first year of new or increased coverage. See the online BENEFlex Guide for full details.

◆ Sun Life Financial Long-term Disability Plan (LTD)

You must enroll in STD in order to enroll in LTD

If Your Annual Base Salary Is at Least	Accident and Sickness Monthly Disability Benefit	20 Deductions Per Year	If Your Annual Base Salary Is at Least	Accident and Sickness Monthly Disability Benefit	20 Deductions Per Year
\$ 7,200	\$ 400	\$2.03	\$37,800	\$2,100	\$10.63
10,800	600	3.04	43,200	2,400	12.15
14,400	800	4.05	48,600	2,700	13.68
18,000	1,000	5.06	54,000	3,000	15.20
21,600	1,200	6.08	63,000	3,500	17.73
25,200	1,400	7.09	72,000	4,000	20.26
28,800	1,600	8.10	81,000	4,500	22.79
32,400	1,800	9.11	90,000	5,000	25.32

Pre-existing conditions apply during the first year of new or increased coverage. See the online BENEFlex Guide for full details.

◆ MetLife Hospital Indemnity Plan (HIP)

Coverage Level	Hospital Indemnity Plan (HIP)
Employee Only	\$8.00
Employee + Spouse	\$13.00
Employee + Children up to age 26	\$17.00
Employee + Family	\$21.00

MetLaw

Call MetLife
(800-438-6388) to Enroll

\$11.85
(no coverage level selection required)

Pre-existing conditions apply to HIP and MetLaw. See the online BENEFlex Guide for full details.



New Hire Enrollment Information

Welcome to Pinellas County Schools! As a new employee, this is your opportunity to enroll in the benefit plans of your choice. Making benefit choices is easy when you take the time to read the general enrollment information and review the benefit plan highlights in this guide.

Please remember:

When you are enrolling

- Your enrollment forms must be **received** by the Risk Management and Insurance Department **no later than 31 days from your date of hire or date of change to eligible status**. Insurance coverage begins the first day of the month following 60 days of employment in an eligible status. See page 9 of this BENEFlex Guide.
- We recommend you read your BENEFlex Guide, rather than ask questions of your coworkers, as they may not have the answers that best meet your or your family's benefit or financial needs. You may also contact the Risk Management and Insurance Department Benefits Team.
- Pinellas County Schools' Enrollment and Change form highlights important areas that must be completed as you select your benefit options. **If you enroll in the disability insurance plans and/or the optional term life plans, you must complete additional forms (illustrated on pages 18–19) for the insurance carriers.**

When you can make benefit changes

Annual Enrollment

- Every year in the fall during Annual Enrollment, employees may change their benefits elections online. You may add or drop coverage, change plans, and add or drop family members at that time. Any changes you make at Annual Enrollment will be effective January 1 of the following year.

Change in Status Event

- During the calendar year, you may only make benefit changes if you have a change in status event, which is explained on page 12 in this BENEFlex Guide. You must request the change within 31 days of your change in status event. The change will be effective the first of the month following the status event effective date and the receipt of the enrollment form.

Be sure to visit
www.pcsb.org/new-hire
for more information.

General Enrollment Information



Eligibility

- | | |
|--------------|--|
| WHO | <ul style="list-style-type: none">• Full-time, regular employees who work at least 30 hours per week.• Job-sharing employees.• Part-time, regular employees in two or more authorized positions who work at least 30 hours per week. |
| HOW | <ul style="list-style-type: none">• You must complete and return an Enrollment and Change form to the Risk Management and Insurance Department.• Return your form within 31 days from your date of hire or date of change to eligible status. |
| WHEN | <ul style="list-style-type: none">• Benefits are effective the first day of the month following 60 days of employment in an eligible status or change to eligible status. |
| WHAT | <ul style="list-style-type: none">• It is your responsibility to read the benefit information provided, complete the required enrollment forms, and ensure that they are received by the Risk Management and Insurance Department on or before your enrollment due date. |
| LATE? | <ul style="list-style-type: none">• If you fail to submit the required enrollment forms by the enrollment due date, you will have to wait until the next Annual Enrollment to enroll in our benefit programs. |

Enrollment and Effective Dates

An Enrollment and Change form (PCSB 3-2247C) must be completed to enroll for coverage for the first time. The form is also used to change coverage, add or delete dependents, cancel insurance, or change life insurance beneficiaries.

New Coverage

Enrollment forms must be **received** by the Risk Management and Insurance Department **no later than 31 days from your date of hire or date of your eligible change in status event**. Insurance coverage begins the first day of the month following 60 days of employment in an eligible status.

Enrolling a Newborn Child

You may submit an enrollment application for your newborn child prior to the birth of the child or within 31 days after birth to Pinellas County Schools, Risk Management and Insurance Department. Do not call Humana.

Should you submit an enrollment application to Pinellas County Schools between 31 and 60 days after your newborn child's birth, your medical plan may require that any additional prepayment fees (premium) be remitted for the period beginning at the date of birth through the date of enrollment.

When these requirements are met, the effective date of coverage is the date of birth. If you do not meet these requirements, you may enroll your child during the next Annual Enrollment period for the next plan year.



General Enrollment Information

Dependent Coverage and Eligibility

You may elect coverage (when available) for your eligible dependents, including:

- **Your legal spouse** as defined by the state of Florida.
- **Your children**, including natural, foster, step, legally adopted children, children proposed for adoption, and children for whom you have been appointed legal guardian.

- **Medical, Dental, and/or Vision Plan Coverage for Children**

Your eligible children can be covered under a PCS medical, dental, and/or vision plan through the end of the calendar year in which they reach age 26, regardless of marital, financial, or student status. A covered child's spouse is not eligible for coverage. **Please note, as allowed by Florida law, you may cover a grandchild from birth to age 18 months provided your child was covered under your PCS medical plan when your grandchild was born.**

- **Medical Plan Coverage for Dependent Adult Children Ages 26–30**

Florida law allows medical plan members to cover their dependent adult children ages 26 through the end of the year in which they turn age 30. (The payroll deduction amount for this category of dependents is not subject to Section 125 regulations and will be deducted from your paycheck on an after-tax basis.) This does not apply to the dental or vision plans.

To qualify, your adult child must meet **all** of the following eligibility criteria. Your adult child must:

- Be unmarried and have no dependent children of his or her own,
- Be a resident of the state of Florida or a full-time or part-time student, and

- Have no medical insurance as a named subscriber, insured enrollee, or covered person under any other group, blanket, or franchise health insurance policy or individual health benefits plan; or not be entitled to benefits under Title XVII of the Social Security Act.

- Please contact the PCS Benefits Team before enrolling a dependent adult child.

- **Handicapped Dependents.** There is no age limitation for an unmarried handicapped dependent child provided the following requirements are met:

- The dependent must be chiefly dependent upon the employee for support and maintenance, and be incapable of self-support due to mental or physical incapacity, either of which commenced prior to reaching a limiting age.

- The dependent had continuous coverage under a Pinellas County Schools group health insurance plan.

- The employee must submit proof of the handicapped dependent's condition and eligibility to the Risk Management and Insurance Department and the appropriate health plan(s) within 31 days after the end of the year in which the dependent reaches a limiting age.

- **Dependent Life Insurance.** You can purchase dependent life insurance for your legally married spouse up to age 70. You may also cover your dependent children up to the end of the calendar year in which they reach age 26.

General Enrollment Information



Spouse and Dependent Certification Required

Upon request, you will need to verify that each of the dependents you are enrolling is eligible for coverage and provide proof of eligibility.

- **For your legal spouse:** Submit a copy of your marriage license or other documentation as requested.
Note: A former spouse (divorced) is not eligible.
- **For children** (including legally adopted children, stepchildren, and children for whom you have been appointed a legal guardian): Submit birth certificates, adoption certificates, and/or guardianship certificates.

Why are you being asked to do this? PCS periodically performs dependent eligibility audits. It is illegal to enroll ineligible dependents. It also drives up the plan costs for all of us.

Ineligible dependents end up being an expense both for the employee and the School Board.

Studies show that employees who enroll ineligible dependents in their company's insurance plans cost the employer between \$2,000 and \$5,000 per ineligible dependent per year.*

Typically, ineligible dependents are either ex-spouses or children of employees who "age out," are no longer dependent upon you, or who are ineligible grandchildren. The fact that they are still listed as dependents is usually an oversight. Whether enrolling ineligible dependents is just an oversight or done intentionally, this action constitutes fraud and comes with a penalty.

* Source: *Business Insurance Magazine*

Caution!

Please note that enrolling individuals who are not eligible under our plans may subject you to disciplinary action by PCS. You will be responsible for repayment of premiums and claims. In addition to our internal policies, the Florida Department of Financial Services views this activity as fraud and considers it prosecutable under the law.

Dependent	Medical	Dental, Vision and/or Life insurance
Spouse	Your legal spouse as defined under state law	
Children, children proposed for adoption, and children for whom you have been appointed legal guardian.*	To the end of the calendar year in which they reach age 26 regardless of financial dependency or student status. <ul style="list-style-type: none"> • Ages 26–30 if they meet the following criteria (medical only) <ol style="list-style-type: none"> 1. Be unmarried and have no dependent children of his or her own, 2. Be a resident of the state of Florida or a full-time or part-time student, and 3. Have no medical insurance as a named subscriber, insured enrollee, or covered person under any other group, blanket, or franchise health insurance policy or individual health benefits plan; or not be entitled to benefits under Title XVII of the Social Security Act. • Handicapped children** 	Birth up to the end of the calendar year in which they reach age 26.

* A covered child for whom you have been appointed legal temporary or permanent custody will be covered through the end of the month in which the dependent child attains age 18 and is no longer a minor, unless otherwise stated in the legal documents or the child is disabled/handicapped.

** A covered dependent child who attains a limiting age while insured under a PCS medical plan remains eligible if the covered dependent child is incapable of self-sustaining employment by reason of mental retardation or physical handicap, and chiefly dependent upon the employee or spouse for support and maintenance.

Continued on next page



General Enrollment Information

Those who enroll ineligible dependents will be responsible for repayment of premiums and claims. You may be subject to disciplinary action by PCS, up to and including possible termination. In addition, the Florida Department of Financial Services views this activity as prosecutable under Florida law. Rather than subjecting yourself to these actions, it's better to pay attention up-front and make sure all your covered dependents are eligible.

Capturing Dependents' Social Security Numbers

Due to a federal mandate, all Social Security numbers for dependents must be captured by insurance carriers. During the enrollment process, you will be required to list the Social Security numbers of your spouse and eligible dependent children who you enroll under your medical, dental, and vision plans.

Changes in Coverage

In certain instances you may be allowed to change your insurance during the plan (calendar) year if you or a dependent experience a change in status event, explained on page 8. **You may enroll, change, or cancel** your or your dependents' health insurance and/or supplemental insurance elections (dental, vision, life, AD&D, or income protection) **consistent with the change in status event**. Income protections and life insurance changes are subject to medical underwriting and approval by the carrier.

A request to change benefits **must be submitted** with an Enrollment and Change form and the required documentation, and must be received in the Risk Management and Insurance Department **within 31 calendar days** of the occurrence of the change in status event. Changes in coverages are effective the first day of the month following the change in status event and receipt of the forms by the Risk Management and Insurance Department.

You are responsible for notifying Risk Management and Insurance of a divorce or a child losing dependent status. In order for your dependent to be offered the opportunity to continue coverage through COBRA, timely notice (60 days) must be provided by you or your family member to Risk Management.

Coordination of Benefits

If your spouse or child(ren) has coverage under another health care plan (medical, dental, etc.) in addition to coverage under your PCS plan, coordination of benefits (COB) between the health plans generally will apply. Usually, the "birthday rule" order of benefit determination will apply. This means that the health plan of the spouse or parent whose birthday occurs earlier in the year will pay regular benefits and the other health plan will coordinate their benefits with the primary plan.

Medicare Coordination of Benefits

If you are an active employee and you have Medicare or one of your covered dependents has Medicare, your PCS medical plan will be primary. Your PCS medical plan will pay its regular benefits and Medicare may request information from you or Humana about your claims.

If you are a retiree from PCS and you have Medicare or one of your covered dependents has Medicare, generally Medicare will be your primary health plan and pay its regular benefits. If you also have coverage through PCS, your PCS health plan will coordinate benefits with Medicare as long as any regular benefits would be available. For example, if you are a retiree, have Medicare and the Humana HMO, Humana will only coordinate with Medicare if your Humana PCP is providing or coordinating your care. If you have questions about your specific situation or claims, please call the plan's Member Services number on your medical ID card.

Medicare Part D Notice

See page 93 for information about Medicare Part D.

General Enrollment Information



Termination of Coverage

Insurance benefits will cease **the end of the month** in which the following occur (provided all premiums have been paid):

- Termination of employment
- Reduction in hours, or an employment status change in which the employee no longer meets the plan's eligibility requirement
- Loss of child's dependent status (dependent coverage)
- Divorce (dependent coverage)

Note: In the event additional premiums are due, you will be sent a billing notice for the premium(s) required to continue coverage to the end of the month.

Please see pages 87–89 to find important information about your rights and responsibilities for continuation of insurance coverage through COBRA.

Annual Enrollment

Annually, Pinellas County Schools provides an Annual Enrollment period held in the fall. During Annual Enrollment you may add, cancel, or change your benefits. Changes requested are effective the following January 1, subject to carrier approval for some plans.

Board Contribution

Each pay period during the school year, the Board contributes toward the cost of your benefits. The Board Contribution is earned each pay period in which you receive a Board paycheck. In any pay period in which you do not receive a paycheck, you will owe **both** the Board Contribution amount and your normal insurance deduction(s) unless you are on an approved family medical leave. (See page 15.)

If you choose medical insurance, the rates reflected on the Payroll Deduction Rate Chart (on page 6) are the amounts that will be deducted from your check. The Board Contribution has already been applied toward the full rate.

“No Health” Board Contribution

If you do not purchase medical insurance, you can apply up to \$75 per-pay-period credit toward the purchase of eligible supplemental benefits—such as the dental, vision, AD&D, and/or short- or long-term disability, and hospital indemnity plan (HIP). You may **not** use these credits to purchase optional term life, MetLife voluntary benefits, or apply toward a Dependent Care FSA. You can apply up to \$25 of any remaining Board Contribution credit toward a Healthcare FSA.*

The Board Contribution is not cumulative; any Board Contribution not used is forfeited.

If you subsequently elect medical insurance due to a family change in status event, you will then be responsible for the premium for any supplemental benefits you wish to continue.

** Please note: If you are not currently enrolled in Healthcare FSA, you must actively enroll in a Healthcare FSA before the Board Contribution credits can be deposited.*



General Enrollment Information

Two Board Employees

If both you and your legal spouse are active benefits-eligible School Board employees, the Two Board Family option may be selected if:

- You both want to be covered under the same medical plan, AND
- You are covering one or more dependents (for a total of three or more covered individuals).
- Note, if you and your spouse are not covering dependents, you are not eligible for two-board coverage and each of you must enroll in employee-only coverage.

One of the employees must complete an Enrollment and Change form, and select the “Two Board” option. (The employee completing the form will be known as the “**health insurance contract holder.**”) The other employee/spouse and all dependent children you want to enroll must be listed on this form. The **other employee must** also complete an Enrollment and Change form and **mark** the area called “**Spouse**” and **write in the health insurance contract holder’s** name and Social Security number.

Both Board Contribution amounts will be credited to the contract holder’s paycheck. Any required additional medical insurance payroll deductions will be taken from the contract holder’s paycheck.

If the employee/spouse selects other insurance coverage (e.g., Optional Term Life), those premiums will be deducted from his or her paycheck, not the health insurance contract holder’s paycheck.

Employees who are eligible for Two Board Family medical insurance may also elect Two Board Family dental insurance.

Change in Two Board Status

The following events will require that the contract holder change to a regular family rate or two separate policies:

- If you or your spouse take an unpaid regular leave of absence.
- If you or your spouse terminate or retires from Pinellas County Schools.
- If you or your spouse reduce your hours and are no longer in a benefits-eligible status.
- If you no longer have three or more eligible individuals to be covered under a medical and/or dental plan.
- If you and your spouse divorce.

You and your spouse will be required to notify the Risk Management and Insurance Department within 31 days of the above events and change to a regular family rate or two separate policies. If you or your spouse fail to notify the Risk Management and Insurance Department within 31 days of the above events, you and/or your spouse will be responsible for any premium owed for the current coverage tier. These premiums will be collected from a personal payment or deducted from your paycheck. In addition, you may be subject to disciplinary action for electing a benefit you are not eligible to receive.

General Enrollment Information



Payroll Deductions

Premiums are **due in advance**, therefore deductions begin the month before the insurance effective date. For example, deductions in September pay for October's coverage, deductions in October pay for November's coverage, etc. Deductions are taken over 20 pay periods with **no** scheduled deductions taken in the summer. (This also applies to 12-month employees.) You pay for insurance coverage over a 10-month period but are covered for the entire calendar year.

Your rates are based upon 20 deductions and should not be compared to insurance plans where rates are based upon 24 or 26 deductions. Please see the Payroll Deduction Rate Chart on pages 6–7.

The amount deducted from your paycheck represents **both** current coverage and a portion for summer coverage. This **“summer premium”** may be an additional amount owed upon your initial enrollment (new hires) or if you change benefits during the year. You will be notified by the Risk Management and Insurance Department of any missed deduction or “summer premium” owed. **Any amount due will be payroll deducted or a personal payment will be requested.**

Leave of Absence (LOA) Family and Medical Leave of Absence

The Family and Medical Leave Act (FMLA) of 1993 allows you to take a leave of absence, without pay, for up to 12 weeks during any continuous 12-month period for the following reasons:

- Birth of a child
- Adoption of a child
- Placement of a foster child into your care
- Caring for your seriously ill child, spouse, or parent
- Your own serious health condition (personal or work-related)
- For any qualifying exigency arising out of the fact that a spouse, son, daughter, or parent is a military member on covered active duty or called to covered active duty status.

An eligible employee may also take up to 26 work weeks of leave during a “single 12-month period” to care for a covered service member with a serious injury or illness, when the employee is the spouse, son, daughter, parent, or next of kin of the service member.

If you take a family medical leave to care for an ill family member for your own serious illness, you may take the leave intermittently, as necessary.

You are eligible for family medical leave if you have worked for Pinellas County Schools for at least one year and have worked at least 1,250 hours during the previous 52 weeks prior to requesting the leave. You will receive the same group medical and dental insurance rates during your leave. When you return from your leave, you will be reinstated to the same or an equivalent position.



General Enrollment Information

Leave of Absence

Leaves of absence are available under the Family Medical Leave Act (FMLA) and in some instances, may be extended as provided under the collective bargaining agreements. For those employees who do not qualify for FMLA leave, they may be entitled to a short-term leave for reasons approved by the superintendent.

If you have any questions or want more information about leaves of absence, please contact the Human Resource Department.

If you are on a long-term unpaid leave of absence, your Healthcare FSA and/or Dependent Care FSA will terminate. If the amount you have been reimbursed for claims exceeds the amount in your Healthcare FSA, you will not be billed for the balance. You must be actively at work to enroll in an FSA.

Insurance Billing—Leave of Absence

When on a non-FMLA leave, you are required to pay the entire cost of all of your insurance plans, including your Board-paid Life Insurance in order to continue your insurance coverages.*

When you are no longer receiving a Board paycheck you will be billed through monthly coupons (provided you have completed the appropriate leave of absence forms through Personnel). Payment must be received by the Risk Management and Insurance Department by the first of each month.

If you are no longer eligible for the Two Board Family option (see page 14), you will need to complete an Enrollment and Change form within 31 days of the change in status event. Please contact the Risk Management and Insurance Department if you have any questions.

FLEX guidelines and School Board policies permit you to enroll or cancel your insurance coverages by sending written notification and a completed Enrollment and Change form to the Risk Management and Insurance Department within 31 days of the start of, or return from, your unpaid leave of absence. If you fail to make premium payments when due, your insurance will immediately be cancelled for nonpayment.

** If you are on a family medical leave, you will only be billed for your regular employee deductions.*

General Enrollment Information



Continuation or Waiver of Insurance Premium

While on a Regular, Unpaid Leave of Absence

Premium Continuation of Term Life Insurance

You may continue Basic and Optional Employee Term Life with premium payments if you become disabled prior to age 60. Please refer to page 66 for details.

Waiver of Sun Life Disability Premium

Under Short-term Disability Plan (STD) (Base Plan), if you are disabled and entitled to payment of benefits under the policy for three consecutive months, your premium, which becomes due during the remaining compensable period of disability, will be waived. Waiver of Premiums will cease on the earlier of (1) the date total disability ceases, or (2) the date the maximum benefit period has expired. Premiums for Hospital Indemnity Plan (HIP) and Long-term Disability (LTD) policies will be waived simultaneously with the premium for the STD (Base Plan). After Waiver of Premium ceases, you may continue your insurance by resuming payments on the first premium due date on or after you return to work.

Retiree Insurance

You may participate in the Retiree Insurance program if you meet the following criteria at the time of your termination of employment.

If you are hired prior to July 1, 2011 and you retire with six or more years of creditable service **OR you are hired on July 1, 2011 or after** and you retire with eight or more years of service and you either:

- Receive benefits from the Florida Retirement System (FRS) Pension Plan, OR
- Are at least age 59½ with eight years of service (six if hired prior to July 1, 2011) and eligible for withdrawals under the FRS Investment Plan.

Retirees may only continue the medical, dental, vision, and Board Life insurance in effect at the time of retirement. Life insurance benefits may be continued or decreased but may not be increased. Retiree life insurance benefits are subject to a reduction formula and a slightly higher premium.

Dependent health insurance coverage may continue or be cancelled. Newborns may be added subject to state regulatory and carrier requirements.

Accidental Death & Dismemberment and Basic and Optional Term Life insurance benefits may be continued within 31 days of your retirement date as an individual contract subject to insurance company procedures. Disability coverage ends upon retirement.

Prior to your retirement, you will receive a Retiree Enrollment Guide that explains all of your options in detail.



Enrollment Information

Sample Supplemental Form

Complete this form ONLY if you are applying for coverage under these plans.

Disability Plans

Sun Life Financial (underwritten by Union Security Insurance Company)

Union Security Insurance Company

Please:

1. Fully review the plan description literature, noting these benefits which are subject to Evidence of Insurability and complete the Health Questionnaire when necessary. Be sure to provide Details and dates.

2. Complete all unshaded sections, using a ball point pen and writing on a hard surface.

Shaded Areas for Office Use Only

Group ID: FL 1 5 2 1 0 T		Division ID: 0 5 7		Class Code:	
Last Name (Please Print) Public Jane P.		First MI	Birth Date (Mo/Day/Yr.) 01/01/63	Sex <input type="checkbox"/> M <input type="checkbox"/> F	Social Security No. 0 1 2 3 4 5 6 7 8
Home Address - Street (Please Print) 123 main st.			City Dunedin	State FL	Zip Code 3 4 5 6 7 8
Phone Number 727-555-5555	Date of Employment 2/16/17	Annual Salary \$41,555	Present School District PINELLAS COUNTY SCHOOLS		District Last Year
Name of School Dunedin High School	Position Teacher	Are you employed on A full-time basis?	<input checked="" type="checkbox"/> YES <input type="checkbox"/> NO	Are you actively at work full-time On the date of this enrollment?	<input checked="" type="checkbox"/> YES <input type="checkbox"/> NO
Beneficiary and Relationship John J. Public, husband					
Check Boxes that Apply <input checked="" type="checkbox"/> New Enrollment <input type="checkbox"/> Change in Coverage (List all coverages to be continued under selected Plan(s))	Select Plan(s) or Coverages Desired or to be continued	Benefits Without Evidence of Insurability		Benefits Requested (Complete Health Questionnaire on the back of this form if needed)	
		Benefit Amount	20 Salary Deductions Per Year	Benefit Amount	20 Salary Deductions Per Year
	<input checked="" type="checkbox"/> Short Term Disability <input type="checkbox"/> 16 <input type="checkbox"/> 31 <input type="checkbox"/> 61	\$ 2,100	\$33.80	\$	
	<input type="checkbox"/> Long Term Disability	\$ 2,100	\$10.63	\$	
FMP G.I.	FMP EVID.	Eff. Date	First Deduction	Total Deduction	
				\$44.43	
H.O. Evidence Approval Initials: _____ Date: _____		Evidence Entry Initials: _____ Date: _____		G.I. Entry Initials: _____ Date: _____	

I am enrolling for insurance in accordance with the terms of the policy for which I am eligible. By signing this application, I the undersigned, to the best of my knowledge and belief, represent that I am now in good health and free from physical impairment (except for those items indicated on this application), and I represent that all the answers are true and complete, and I understand that the proposed insurance will not become effective unless and until Union Security Insurance Company approves this application and initial premium is received. I understand that any false statements or misrepresentations in this application may result in loss of insurance, if such false statements materially affected either the acceptance of the risk or the hazard assumed by Union Security Insurance Company.

If a health questionnaire is not required, I agree that the effective date will coincide with the period covered by my initial premium payment. Union Security Insurance Company reserves the right to change the effective date stated above if necessary. No insurance will be effective for any policy for which all eligibility requirements have not been met.

I authorize the Payroll Department to deduct my premium contribution from my salary for the insurance coverage for which I am applying. These authorized deductions may be made at intervals mutually agreed upon by my employer and Union Security Insurance Company, and are to be paid to Union Security Insurance Company when due. I understand I am responsible for paying any premium due for which the Payroll Department cannot make a regularly scheduled deduction.

I understand that in order to revoke this authorization, I must notify my Payroll Department in writing to cancel the premium deductions and abide by any rules specified by the employer's benefit plan and/or by law. I understand that the insurance applied for contains exclusions and limitations.

Any person who knowingly and with intent to injure, defraud, or deceive any insurer files a statement of claim or an application containing any false, incomplete, or misleading information is guilty of a felony of the third degree.

Signed Jane P. Public Dated 8/16/16 Licensed Resident Agent License # _____
PLEASE COMPLETE THE HEALTH QUESTIONNAIRE ON BACK OF THIS FORM IF NEEDED.

Enrollment Information

Sample Supplemental Form



Complete the online Medical History Statement if you are applying for coverage requiring this for these plans (see guidelines below).

Optional Employee and Family Term Life Insurance Plans

Standard Insurance Company

Life Insurance Medical History Statement (Online) Instructions – Standard Insurance Company

You must submit your Medical History Statement using the Standard Insurance Company's online statement. This statement is only required if you are requesting employee life insurance coverage greater than \$100,000 or spouse term life insurance.

The process takes approximately 15 minutes. NOTE: You need to have the amount of coverage you are requesting, physician names and addresses, and personal identification information to complete your submission.

Go to <https://www.standard.com/mybenefits/pinellas/eoi.html> and check the "I Agree" button located at the bottom of the page to get started. Follow these steps:

- 1. Answer the Initial Questions.** Enter the applicant's name. This is the person applying for coverage, i.e., employee or spouse. Enter address information.
- 2. Demographic Questions.** Select an applicant type. This is the person applying for coverage. The applicant's date of birth is a required field. All other fields on this page are optional.
- 3. Employment Questions.** Your policy number of 755556 is prefilled. All other fields are optional.
- 4. Coverage Questions.** Indicate the type of application. As a new hire, you will select "Initial."
- 5. Medical Questions.** You **must** answer all of the health questions in order to advance to the next screen.
- 6. Notices and Signatures.** After reading all of the information, click the "I Agree" button to go to the next screen.
- 7. Submit Form.** You now have the option to make changes or print a copy of your Medical History Statement and submit your statement. **If you do not click the "Submit" button, your application will not be received by Standard Life Insurance Company.**
- 8. Application Confirmed.** When you receive this notification, you have successfully submitted your application.



The FLEX Plan

The BENEFlex program includes the **FLEX Plan** (a Section 125 Cafeteria Plan). The plan includes a Premium Conversion feature and Flexible Spending Accounts (see pages 23–25). The plan is designed in accordance with Internal Revenue Service regulations and any changes in their rules may require the plan to be changed in the future.

Premium Conversion

The Premium Conversion feature allows you to pay most of your insurance premiums on a pre-tax basis, reducing your taxable income and increasing your take-home pay. This saves both Social Security (FICA) and federal income tax on the cost of your insurance.

To show the effect of paying insurance premiums with pre-tax dollars, see the example below of a full-time employee with family health coverage, whose total pay for the year is \$30,000. By using Pinellas County Schools' **FLEX Plan**, this employee **saved a total of \$657** a year on taxes which resulted in an **increased take-home pay by \$657 for the year!** Your actual tax savings will vary based on your own pay, withholding, etc.

Eligibility

You are automatically enrolled in the FLEX Plan's Premium Conversion feature and pay for benefits pre-tax except for Optional Life Insurance, which is paid on an after-tax basis. You may also elect after-tax deductions. If you enroll your adult dependent children over age 26 in any PCS benefit plan, their premiums will automatically be deducted on an after-tax basis.

Pre-Tax Deductions and Disability, the FRS, and Social Security

Short- and Long-Term Disability premiums are automatically deducted pretax unless you elect after-tax deductions for all of your benefits. This means that any disability benefit payments you may receive will be considered taxable income. You may elect after-tax payroll deductions, in which case any disability benefit payments you may receive will not be taxed. Please note, when you elect after-tax deductions, **all** of your benefit plan premiums will be deducted on an after-tax basis.

There is **no effect** on your earnings base for Florida Retirement System (FRS) Pension Plan calculations and minimal effect on Social Security benefits. We recommend you speak with a tax professional if you have any questions or concerns about pre-tax deductions.

How to Elect After-Tax Deductions

Current employees can elect after-tax deductions by submitting a written request to the Risk Management and Insurance Department **during Annual Enrollment or within 31 days of a change in status event.**

New employees can elect after-tax deductions by submitting a written request to the Risk Management and Insurance Department **within 31 days of hire.**

Payroll deductions for health insurance coverage for children ages 26 to 30 and are automatically deducted after-tax.

Example A: Tax Advantage of the FLEX Plan's Pre-tax Feature

	NO FLEX	WITH FLEX	NOTE: If you are a FLEX Plan participant and enroll in a Short or Long-term Disability plan, any disability payments you receive will be considered taxable income for the calendar year in which they are received and subject to FICA for the first six months for which you receive benefits.
Gross Income	\$30,000	\$30,000	
Annual Insurance Premiums	- 3,560	- 3,560	
Taxable Income	30,000	26,440	
Federal Income and Social Security Taxes	- 2,684	- 2,027	
Take-home Pay	\$23,756	\$24,413	

\$657 Saved!

Assumptions: \$30,000 gross income • Consumer Directed Health Plan Employee + Family Coverage
2016 tax tables, filing married with four exemptions. This chart is for illustrative purposes only.



Change in Status Events

Life changes. People get married, have babies, get divorced or change jobs and may need to change their benefit elections during the year. According to IRS regulations, you cannot change your benefit elections during the year unless you experience a qualified change in status event (also called life event).

If you experience a qualified change in status event, your request **must be consistent with, and correspond to, the qualified status change.** For example, if you are divorced and had been covered under your spouse's medical plan, it is consistent to elect medical coverage. If you did not lose coverage as a result of the divorce, you cannot elect medical coverage.

To change your benefit elections, you must submit an Enrollment and Change Form to Risk Management within 31 days of the qualified change in status event. If you are benefits-eligible and have not met the required waiting period, you may be eligible to change your benefit elections.

Use the charts on the next page to guide you through the changes allowed following a particular life event.

Change in Status FAQs

When am I required to notify Risk Management about a life event change?

You have 31 days from the date of your event to make a change. If you miss the deadline, you must wait until Annual Enrollment to make a change for the next plan year.

How do I notify Risk Management?

You must submit an Enrollment and Change Form (PCS 3-2247) along with the documentation required consistent with your life event. **Changes in coverage are effective the first day of the month following the change in status event and receipt of the forms by Risk Management.**

If you do not have supporting documentation (e.g., birth certificate), do not wait to submit the Enrollment and Change Form. Submit the form within 31 days and we will hold it, pending the documentation.

If I change my benefits, when will I see a change in my paycheck?

Changes that affect your payroll deductions generally start within one to two pay periods

after you notify us of your change. You will receive a letter regarding your payroll adjustment.

If I cancel coverage for my child(ren) or spouse during Annual Enrollment will they be eligible for COBRA?

No. If you cancel dependent coverage during open enrollment, your dependent is not eligible for COBRA. However, if you drop your dependent from coverage during the year because of a life event change, and you notify Risk Management within 31 days of the event, your dependent will be sent a COBRA package if he or she is eligible.

I am on maternity leave. What do I need to do?

You must complete a Leave of Absence request form. We recommend that you complete a Pre-enrollment form to add your newborn (Enrollment and Change form PCS-3-2247) and submit it to Risk Management prior to the birth of your baby. After your baby is born, call Risk Management with the name, date of birth, etc. Please do not call Humana to add your newborn to your plan. If you do not complete a Pre-enrollment form, you have 31 days from the date of the child's birth to add your baby to the plan.

Can I cancel my benefits while on leave?

You may cancel your benefits while in an unpaid leave status; at the end of your Family Medical Leave; or because of a qualified life event (e.g. birth of a baby).

When and how can I re-enroll?

You have 31 days from your return-to-work date to complete and return an Enrollment and Change Form to Risk Management to reenroll in your benefits. Reenrollment is not automatic.

GRANDCHILDREN—May be covered for up to 18 months from the date of birth, provided the parent is covered under the employee's plan at the time of birth. Coverage for the grandchild will end if the parent becomes ineligible before the 18 months of coverage ends.

DEPENDENTS AGE 26 – 30 POST TAX STATUS—You may cancel coverage at any time for the affected dependent only. Additional changes may be made only if there is a qualified change in status.



The FLEX Plan

Qualifying Events to ADD Medical, Dental, or Vision

Qualifying Event	Documentation Required
Marriage	Copy of marriage certificate
Divorce	Copy of divorce decree
Death	Copy of death certificate when available
Birth of a Child	Copy of birth certificate when available: <ul style="list-style-type: none"> • Within 31 days to avoid paying first month's additional premium • Within 60 days or coverage will be allowed and billed from date of birth
Legal Adoption or intent to adopt	Copy of adoption paperwork
Legal Guardianship	Copy of guardianship paperwork
Judgment, decree or order requiring you to provide health coverage for dependent child	Copy of judgment, decree, or order
Grandchild	Copy of birth certificate identifying covered dependent as parent
Return to work from unpaid leave	Return to Work notification (received from Personnel)
Loss of benefits from employer group plan, federal or state sponsored plan	HIPAA letter or statement from other coverage sponsor stating why coverage was terminated. Dropping coverage voluntarily or cancellation of coverage for non-payment is NOT a qualifying life event
Loss of COBRA benefits	COBRA termination letter showing end of eligibility
Significant premium cost change attributable to employee or dependents benefit plan	Statement from other coverage sponsor stating cost change and effective date

Qualifying Events to DROP Medical, Dental, or Vision

Qualifying Event	Documentation Required
Starting unpaid leave of absence	Copy of the leave
Marriage	Copy of marriage certificate
Divorce	Copy of the divorce decree (first and last page of the document)
Birth of a child	Copy of birth certificate when available
Legal adoption or intent to adopt	Copy of adoption paperwork
Death of a spouse or child	Copy of the death certificate when available
Grandchild	Automatic termination when grandchild turns 18 months of age. Provide documentation of legal guardianship to extend.
Gain benefits from employer group plan or federal- or state-sponsored plan	Proof of other insurance coverage with effective date, or documentation of employer's annual enrollment
Significant premium cost change attributable to employee or dependents benefit plan	Statement from other coverage sponsor stating cost change and effective date
You or your dependent have a change in place of residence outside of the service area or work outside the coverage area	Copy of driver's license, lease, utility bill to show change of address Copy of enrollment in school Copy of documentation from employer

Healthcare Flexible Spending Accounts (FSA)

You can only cancel or decrease your contributions if you experience these qualifying events: death, divorce or unpaid leave of absence.

The FLEX Plan

Flexible Spending Accounts (FSAs)



Increase Your Take-Home Pay with Flexible Spending Accounts

Would you like to save money this year? You can when you enroll in the Healthcare FSA and/or the Dependent Care FSA. Flexible spending accounts (FSAs) allow you to pay for certain eligible expenses with tax-free dollars.

Keep More Money in Your Pocket

- Pay no federal income tax or Social Security tax on your FSA payroll deductions.
- Increase your take-home pay by reducing your taxable income.
- Pay dependent health care expenses through the Healthcare FSA, even if you enroll in employee only health plan coverage.*
- Employees must be actively at work or on a Family Medical Leave to enroll.
- Get more information and check your FSA balances online after you enroll at www.MyHumana.com.

* Expenses for domestic partners and/or grandchildren are not FSA-eligible.

Make FSAs Work for You

- **Estimate Your Expenses**—Take the time to estimate your health care and/or dependent care needs for the year. Use the Healthcare FSA and Dependent Care FSA planners on www.MyHumana.com.
- **Decide How Much to Contribute**
 - **Healthcare FSA** = \$200 to \$2,500
 - **Dependent Care FSA** = \$200 to \$5,000 (\$2,500 if married and filing separately)
- **Board Credits Count!** If you do not enroll in a medical plan, you can enroll in a Healthcare FSA and authorize from \$10 up to \$25 of your Board Credits to be deposited in your account each payday.
- **WARNING! Estimate Carefully**—The IRS “use it or lose it” rule says you must use all of the money you deposit into your FSA(s) by the end of the plan year or you will forfeit any remaining balance in your account(s).
- **Enjoy Your Tax Savings**—The chart below shows how much three employees could save on taxes.

How Much Can You Save On Taxes?

The actual amount you will save will vary by how much you contribute, your annual income, tax filing status, and exemptions. In these examples, Kirin, Dave, and Tonya contribute different amounts to their FSA(s) and have a different tax filing status.

Kirin Saved \$1,651
Her savings equaled a mortgage payment



Dave Saved \$303
His savings paid for eight tanks of gas



Tonya Saved \$757
Her savings paid for a new laptop computer



	Kirin	Dave	Tonya
Annual Salary	\$35,000	\$22,000	\$42,000
FSA Payroll Deductions:			
Healthcare FSA	-\$450	-\$1,000	-\$2,500
Dependent Care FSA	-\$5,000	\$0	\$0
Taxable Salary	\$29,550	\$21,000	\$39,500
Taxes on Annual Salary	\$6,494	\$2,555	\$8,615
Reduced Taxes on Taxable Salary	\$4,843	\$2,252	\$7,858
Total Tax Savings	\$1,651	\$303	\$757

Tax Status

Single with 3 exemptions

Single with 1 exemption

Married with 3 exemptions



The FLEX Plan

Flexible Spending Accounts (FSAs)

Changing Your FSA Elections

You cannot change your elections during a plan year unless you experience a qualifying change in status event (see pages 21–22). Your change must be a direct result of and consistent with the event.

Special note about changing your Dependent Care FSA (DCFSA) Election: You can only change or cancel your DCFSA election when:

- The change in status affects your eligibility for the DCFSA.
- Your dependents are no longer considered eligible dependents (i.e. they reach the age limit).
- Your daycare provider is an independent third-party provider (someone other than a relative) and significantly increases or decreases the cost of care, or you change providers.

Accessing Your FSA Funds

Healthcare FSA

Your Healthcare FSA annual election amount is available on the effective date of your benefits (or January 1 for Annual Enrollment elections), allowing you to use your money immediately while your contributions are deducted each pay. It's like getting a tax-free, interest-free loan to pay eligible expenses.

When you enroll in a Healthcare FSA, you will receive a Visa debit card from Humana loaded with an amount equal to your annual election. **Note:** You may be required to submit receipts to support the eligibility of your debit card purchases. If you remain enrolled in a Healthcare FSA from year to year, your debit card will automatically renew and reload with your annual election amount on January 1. You cannot use your debit card to pay prior year expenses (i.e., you go to the doctor on January 5, 2018 and have a balance due from a December 2017 visit. You cannot use your debit card to pay the December 2017 expense).

If you do not want to use your debit card, do not activate it. You can submit manual claims along with your receipts to the address listed on the Humana reimbursement claim form, available online.

Dependent Care FSA

Your Dependent Care FSA funds cannot be used until they have been deducted from your paycheck and deposited into your account. Please take this into account as you budget for your dependent care expenses. You will have to file manual claims for Dependent Care FSA reimbursements—you **cannot** use the debit card to pay dependent day care expenses. Your reimbursement claims will be paid **via direct deposit** or by **check through the mail**. Claims are generally processed in five to seven business days of receipt by Humana. Reimbursement checks are processed and mailed on a daily basis.

FSA Eligible Expenses

Healthcare FSA

- Eligible medical, dental, and vision plan deductibles, coinsurance, or co-pays.
- Prescription eyeglasses, contact lenses, and supplies.
- LASIK and other surgery to correct or improve vision.
- Smoking cessation programs.
- Eligible over-the-counter (OTC) supplies. IRS rules state that OTC medications such as pain relievers, cough syrup, and allergy medicines require a prescription in order to be eligible for reimbursement from a Healthcare FSA. You cannot use the Humana Visa debit card to purchase OTC medications even if you have a prescription.
- See IRS Publication 502 for a list of eligible expenses.

Dependent Care FSA

- Pay an **eligible day care provider or caregiver** to take care of your children or elderly parents so you (and your spouse) can work.
- See IRS Publication 503 for a list of eligible expenses.
- **Note:** Medical, dental, vision, and other eligible health care expenses for your dependent children can only be reimbursed from a Healthcare FSA.

The FLEX Plan

Flexible Spending Accounts (FSAs)



Humana Makes Managing Your FSAs Easy

To manage your FSAs online, log in to www.MyHumana.com. The website includes the most up-to-date information about your account. You can:

- View your account balance by going to the “Spending Accounts” page in the “Claims & Spending” section.
- Review all posted and pending FSA transactions.
- Request additional HumanaAccess cards.
- Download a reimbursement claim form.
- Review frequently asked questions about using the FSA, verifying expenses, and getting the most value from your account.
- See a sample list of qualified expenses (the list may not be all-inclusive; check with Humana’s on-site representative or call Humana at 800-604-6228 for specifics).
- Review year-to-date spending.
- Estimate costs for health care services and prescription drugs.
- Compare doctors, hospitals, and outpatient centers with Humana’s MyChoice Tools.SM
- Use Healthcare FSA and Dependent Care FSA planners.

Use It or Lose It Rule—Estimate Your FSA Contributions Carefully

The IRS “use it or lose it” rule states that any FSA balance not used by the end of the plan year must be forfeited. You have 90 days after the end of the plan year, or date of termination, to submit receipts for reimbursement of services received during the plan year or employment period.

Humana FSA Contact Information

Customer Service

www.MyHumana.com • 800-604-6228

Humana Spending Account Administration
P.O. Box 3967, Louisville, KY 40201-3967

Attention CDHP Members

Enrolled in the CDHP and a Healthcare FSA?

- If you are enrolled in the CDHP with a Personal Care Account (PCA) and a Healthcare FSA, you will receive two HumanaAccess debit cards—one for your PCA and one for your Healthcare FSA.
- Because FSAs are subject to the “use it or lose it” rule, you may want to use the money in your Healthcare FSA first to avoid losing any money in your FSA at the end of the plan year.

Healthcare Flexible Spending Accounts (FSA)

May only be dropped or decreased due to these qualifying events: death, divorce, or unpaid leave of absence.

Save Your Receipts for the FSA and PCA

In many situations, Humana will request documentation to support the eligibility of your debit card purchases. Keep your explanation of benefits (EOBs) from the insurance carriers and all receipts from your doctors and other health care providers, including pharmacies, dental providers, and vision centers.

You can check the status of your FSA claims online to make sure Humana received all of your documentation. Humana may deactivate your card if you do not submit supporting documentation when requested.



Humana Medical Plans

Introduction

Medical Plan Choices for 2018

- HMO Staff Plan
- National Point-of-Service Plan (POS)
- Consumer-Directed Health Plan (CDHP)

A medical plan comparison chart of the major plan provisions is provided on pages 32–35.

Humana is the medical plan insurance carrier for Pinellas County Schools. However, having one insurance carrier does not mean a lack of choice. To make sure you have access to the coverage that suits the medical needs of you and your family, the BENEFlex program offers you a choice of *three Humana medical plans*: the HMO Staff, the National Point-of-Service (NPOS), and a Consumer-Directed Health Plan (CDHP).

Each plan includes a network of doctors and other health care providers who offer their services at a reduced or specified rate. Using in-network providers lowers your out-of-pocket expenses. Humana's Physician Finder Plus gives you online access to the most current directories, as well as other information. See the Physician Finder Plus information on the next page.

It is important that you educate yourself thoroughly on all of the options before enrolling in a plan. Humana offers a variety of information, services, and resources to help you get the most from your medical plan. Please take the time to read the information on the following pages. In addition to important information about all the resources and tools provided by Humana, we have provided highlights of each plan and an easy-to-read chart on pages 32–35 that compares the major plan features.

OB/GYN Direct Access

Female members have direct access to participating obstetricians and gynecologists for routine well-woman exams, Pap tests, and obstetric or gynecological problems without a referral for services rendered in the physician's office. Obstetricians and gynecologists may provide a referral to other participating providers for covered obstetric and gynecological services performed outside the physicians office. Birthing Centers are also available. For additional information, contact Pinellas County Schools Humana on-site representative at 727-588-6367.

Are you covered by your spouse's medical plan or have other medical coverage?

If yes, you may consider declining medical coverage under the BENEFlex benefit program and using up to \$75 of the Board Contribution credit to purchase supplemental benefits. You can also deposit between \$10 and \$25 of these credits in a Healthcare FSA (see page 23 for details).

Woman's Preventive Care—Coverage for All Plans

Women's preventive care is covered at 100% for all plans when you use an in-network provider, including:

- Well-woman exam
- Health screenings and counseling
- Three gestational diabetes screening tests
- Breast-feeding support, supplies and counseling
- Contraceptive methods and counseling; generic contraceptives are covered at 100% and brand contraceptives at 100% when a generic is not available

Humana Medical Plans

Humana Resources



As a Humana plan member, you have access to consumer education tools and value-added programs designed to help you manage your and your dependents' medical care. From online resources to toll-free customer service numbers, you have access to information on health and medical issues that matter to you most—24 hours a day, seven days a week. You can log on to www.MyHumana.com and take a virtual tour of the available tools.

Locate a Humana Medical Provider

Each medical plan has its own provider network. Before you choose a plan and periodically during the year, you should verify that your doctors, specialists, and other providers are in-network. You can call Humana Member Services at 877-230-3318 or use the Humana Find a Doctor tool. This tool gives you online access to the most current provider directories, as well as other information.

Go to humana.com and scroll down to “Find a doctor or pharmacy” and select Search. Make sure search type is on Medical, then search by Humana plan. When asked, select the appropriate network.

For best results, enter your Humana Member ID. If you don't have a member ID, you can search by selecting “Just Looking” then “Coverage Type” and entering your ZIP code. However, you will need to enter the name of the plan's network:

Plan	Network Name
HMO Staff	HMO Staff
National Point of Service (POS)	National POS – Open Access*
Consumer Directed Health Plan (CDHP)	HMO Premier

* **Caution:** There are two national POS networks listed. The correct one is the Open Access. **Do not** select the Open Access Plus.

MyHumana Mobile

Get your personalized health care information wherever you go. MyHumana Mobile allows you to look up your FSA balances, locate an urgent care facility, check your member information, and much more.

Three ways to go mobile:

1. **Access your mobile browser:** Go to m.humana.com using your MyHumana User ID and Password. If you haven't registered for MyHumana, you can do so on the mobile site.
2. **Get text messages from Humana:** Log in to MyHumana → go to My Profile → click on Manage My Mobile Number and Alerts and follow the instructions.
3. **Smartphone users:** Download the MyHumana Mobile application. Go to the appropriate application market and search “Humana.” iPhone? Go to the Apple Store. Android? Go to the Android Market. Blackberry? An application is coming soon.





Humana Medical Plans

Humana Resources

MyHumana

MyHumana is your secure website on www.humana.com. MyHumana gives you quick access to the many tools and resources designed to support you throughout the plan year.

When you log in for the first time, you will register and set up your user ID and password, giving you immediate and private access to your health and benefits information. You can look up your recent claims, track your prescriptions, and check your Healthcare FSA, if you have one. You also can view an online library full of medical and wellness information.

Registering for MyHumana is easy with the following information:

- Member or Subscriber ID (found on your Humana ID card)
- Date of birth
- ZIP code
- Email address

Go to www.humana.com and:

- Select “Register for MyHumana.”
- Enter the requested information.
- Create a user ID and password that are easy for you to remember but hard for someone to guess.

That’s it! Now you’re registered.

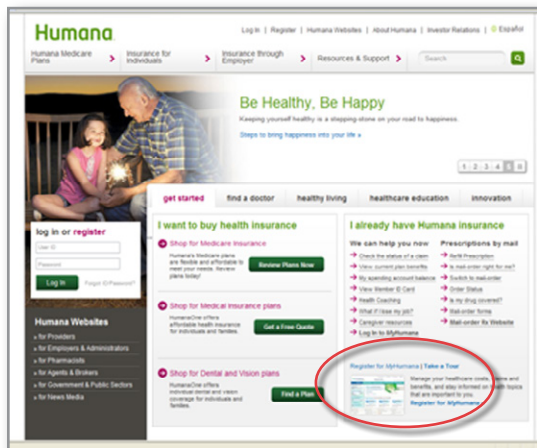
Using MyHumana

Besides your regular plan coverage, Humana gives you extra features and services on MyHumana to help you take charge of your health and spend your health care dollars wisely. Here’s an overview of each of these features so you’ll know exactly where to go when you need answers—anywhere, anytime! If you’d like to know more, check out the MyHumana website, or call Customer Service at the number on your ID card.

MyHumana: your personal coverage information

After you register on www.MyHumana.com, your personal profile will include:

- **My Profile**—Send secure electronic messages to Humana and get answers to your questions. Sign up for our “ecommunications” or ask to receive your EOB online.
- **Plans & Coverage**—Get detailed information about plans and benefits or order a new ID card.
- **Doctors & Rx**—Find providers in your plan’s network, get all the information on your prescriptions, and find out about alternative medicines and drug interactions.
- **Claims & Spending**—Review the status of your claims and claims payment details. Manage and estimate your health care expenses and calculate prescription costs.
- **Health & Wellness**—Keep track of your providers and medical conditions, past medical procedures, current medications, and drug allergies.
- **Savings Center**—Links you to health and wellness discounts and coupons— from deals on nutritional supplements to discounts on vision care—and a lot in between.



Preventive Care Services

Go to www.humana.com for a list of covered preventive care services.

Humana Medical Plans

Humana Resources



MyHumana: General Resources

Learn specifics on providers, pharmacy programs, health resources, and how to save money on health and wellness, including:

- **My Health Record**—Create your own password-protected health record, including medical conditions and procedures, that you can share with your doctor.
- **Health Centers**—Access excellent resources to find out about staying healthy and how to prevent a variety of health conditions. You can find information on children’s health, as well as men’s, women’s, and seniors’ care. Explore everything from eating well and exercising to mental health and planning a healthy pregnancy.
- **Condition Centers**—Get the latest information on preventing, treating, or managing a variety of common and chronic health conditions.
- **Wellness Programs**—The **Go365 wellness program** gives you and your covered dependents a personalized plan and access to tools and resources that help you set, meet, and keep your health and wellness goals. It’s free if you are enrolled in a Humana medical plan. Plus, you can earn points for gift cards and wellness items! The more you do to stay healthy, the more Go365 Points™ you can earn. See page 48 for more information.
- **Humana’s MyChoice Tools**SM— Compare network providers. Humana’s MyChoice Tools help you choose providers wisely and use your benefits with confidence. The tools use easy-to-understand numbers and graphics to show estimated costs for common procedures and conditions, along with other useful information to discuss with your doctor.
 - **Compare Hospitals**—Create a custom report ranking local hospitals based on your unique health situation and preferences, plus see procedure-specific cost estimates for each hospital.

- **Compare Doctors**—View cost estimates that include office visits, lab tests, and pharmacy costs, as well as a cost comparison for similar doctors in your area.
- **Compare Outpatient Facilities**—View estimated costs for services that don’t involve an overnight stay at a hospital, like minor surgeries and diagnostic tests.

While the MyChoice Tools provide helpful guidance, it’s smart to rely on several sources of information, including your doctor’s guidance.

Additional Resources

Humana also has a number of resources you can access when you need them. Visit the “Health and Wellness” section of MyHumana for more details.

- **HumanaFirst® Nurse Advice Line** (800-622-9529)—Access your toll-free, 24-hour health information, guidance, and support line to get information about your medical condition and find out how Humana’s clinical programs can help. Or talk with a nurse about an immediate health concern.
- **Personal Telephonic Health Coaching** — Talk with a specially trained expert to help you with your personalized plan to address smoking cessation, weight management, lowering blood pressure, controlling blood sugar, managing cholesterol, exercise, nutrition, stress, and back care. Find out more under “Wellness” in the “Health & Wellness” tab on MyHumana or call 866-671-4536.
- **HumanaBeginnings®**—Find support and education for women during pregnancy and through the first months following birth. Call 888-847-9960 or go to www.MyHumana.com.



Humana Medical Plans

Humana Resources

Doctor on Demand

When you enroll in a Humana medical plan, you and your covered dependents can participate in a live video doctor visit from a mobile device or computer 24 hours a day, 365 days a year. Doctor on Demand physicians can treat colds, sore throats, flu symptoms, allergies and sinus infections, earaches, and more. Visit doctorondemand.com/humana or download the free Doctor on Demand app from the App Store or Google Play.



With Doctor on Demand, you pay less than a visit to urgent care:

- Staff HMO: \$25 co-pay
- NPOS and CDHP: \$40 or, after you meet the deductible, you pay 20% of \$40

Where to Get Care When Your Doctor Isn't Available

While your regular doctor would be your “go to” for care, sometimes your doctor isn't available or convenient—for example, at night and on the weekend. When you are enrolled in a PCS Humana medical plan you have a lot of different ways to get care. If you are not sure where to go, call Humana's 24-hour Nurse Advice Line at 800-622-9529 for guidance. However, if it's a serious or life-threatening situation, call 911 or go immediately to a hospital emergency room (ER).

\$ ◀ PCP/Pediatrician Office. Your primary care physician (PCP) or pediatrician knows you and your dependents best and should be your first option for non-emergency situations. You'll pay a co-pay in the HMO Staff, or coinsurance in the NPOS or CDHP (after you meet the deductible).

\$ ◀ Doctor on Demand. When you enroll in a Humana medical plan, you and your covered dependents can participate in a live video doctor visit from a mobile device or computer 24 hours a day, 365 days a year. Doctor on Demand physicians can treat colds, sore throats, flu symptoms, allergies and sinus infections, earaches, and more. Visit doctorondemand.com/humana or download the free Doctor on Demand app from the App Store or Google Play. What you pay depends on the plan in which you are enrolled: Staff HMO: \$25 co-pay • NPOS and CDHP: \$40 or 20% of \$40 after deductible.

\$\$ ◀ Urgent care centers make sense when you need treatment after office hours for a minor illness or injury. See the medical plan comparison chart for cost details. Call Humana Member Services at 800-463-2441 to find an urgent care center near you.

\$\$\$ ◀ The ER was designed to provide fast, life-or-limb-saving care. See the Medical Plans Comparison Chart for cost details.

Humana Medical Plans

Humana Resources



Compare, Choose, Save: Healthcare Bluebook

When you enroll in a PCS Humana medical plan you have access to the Healthcare Bluebook. This free online and mobile resource makes it easy to shop for high quality health care—from diagnostics and imaging to outpatient surgery—at a fair price.

Download the free Healthcare Bluebook mobile app and start shopping for prices and locations while you are with your doctor. Together you decide which location fits your budget and your medical care needs.

Go Green to Get Green

You can look up a Fair Price, compare provider prices, and find the best value in your area. Click the “Go Green to Get Green” banner and you’ll earn a \$25, \$50, or \$100 reward (on select procedures) when you choose a Fair Price provider.

Start Saving Now

Healthcare Bluebook gives you the power to choose a high quality provider and/or facility for your health care and save some serious money.

- ▶ Log on to: pcsb.org/healthcarebluebook
- ▶ Bluebook Support: 888-316-1824
- ▶ Company Code: PCSB

\$25
Reward

\$50
Reward

\$100
Reward

Go Green to Get Green

You can earn a reward for selecting a Fair Price provider for select procedures.



Medical Plans Comparison Chart

The amount the plan pays may be based on usual, reasonable, customary (URC) fees.

Medical Plans Comparison Chart



Please note: The dollar amounts are co-pays, deductibles, and maximums, which you pay; the percentages are coinsurance amounts, which you pay after you meet applicable deductibles. The amount the plan pays may be based on usual, reasonable, and customary (URC) fees for out-of-network services only.

Understanding How Much You Have to Pay

- **Personal Care Account (PCA)** (CDHP only). Use your up-front allowance to pay your deductible, coinsurance, and Rx co-pays, reducing your out-of-pocket costs. The amount deposited in your PCA is prorated based on your benefits effective date. See page 8.
- **Medical Plan Deductible** (CDHP and NPOS). The amount you pay for certain medical expenses before the plan begins paying benefits.
- **Rx4 Traditional Deductible** (all plans). The amount you pay for Tier 3 and/or Tier 4 drugs before you begin paying Rx co-pays for those tiers.
- **Combined Out-of-Pocket (OOP) Maximum.** The maximum amount you pay for eligible medical **and** Rx expenses during a plan year.
- **Coinsurance** (CDHP and NPOS). The percentage of eligible medical expenses you pay after paying the deductible for most services.
- **Co-pays.** The fixed amount you pay for medical care and prescriptions.

Benefit	Humana Member Services 877-230-3318	HMO Staff Q7444	National Point-of-Service (NPOS) 548085		Consumer Directed Health Plan (CDHP) 548085
		In-Network Only	In-Network	Out-of-Network ¹	In-Network Only
Service Areas		Any provider in the HMO Staff Network for Citrus, Hernando, Hillsborough, Manatee, Pasco, Pinellas, Polk, Sarasota counties	Any provider in the NPOS Open Access Network (national network)	Any provider	Any provider in the HMO Premier Network (includes Florida and several other states)
Personal Care Account (PCA) —Individual/Family PCA funds can only be used for medical plan and prescription drug expenses.		N/A	N/A	N/A	\$500 Individual; \$1,000 Family (No maximum rollover amount) PCA contributions are prorated based on your date of hire. See page 8 for details.
Deductibles —Individual/Family		N/A	\$500 Individual; \$1,000 Family (combined in- and out-of-network)		\$1,500 Individual; \$3,000 Family
Medical Out-of-Pocket Maximum —Includes medical deductible, coinsurance, and/or co-pays		\$4,500 Individual; \$9,000 Family	\$4,500 Individual; \$9,000 Family (combined in- and out-of-network)		\$4,500 Individual; \$9,000 Family
Combined Out-of-Pocket Maximum —Includes deductible, coinsurance, and/or co-pays, and Rx deductible and co-pays		\$6,250 Individual; \$12,500 Family	\$6,250 Individual; \$12,500 Family (combined in- and out-of-network)		\$6,250 Individual; \$12,500 Family
Lifetime Maximum		Unlimited	Unlimited		Unlimited
Physician Office Visits		You Pay:	You Pay:	You Pay:	You Pay:
Primary Care Physician (PCP)		\$25 co-pay	20% after deductible	40% after deductible	20% after deductible
Specialist (SPC)		\$50 co-pay	20% after deductible	40% after deductible	20% after deductible
Doctor On Demand		\$25 co-pay	\$40 or 20% after deductible	N/A	\$40 or 20% after deductible
Preventive Adult Physical Exams		No co-pay	0%	40% after deductible	0% no deductible
Preventive GYN Care (including Pap test) (direct access to participating providers)		No co-pay	0%	40% after deductible	0% no deductible
Mammography Preventive Screening		No co-pay	0%	40% after deductible	0% no deductible
Immunizations		No co-pay	0%	40% after deductible	0% no deductible
Allergy Injections		Co-pay waived for allergy injections billed separately	20% after deductible; allergy injections billed separately	40% after deductible; injections billed separately	20% after deductible
Allergy Tests		\$50 co-pay	20% after deductible	40% after deductible	20% after deductible
Lab		\$25 co-pay	20% after deductible	40% after deductible	20% after deductible
X-Ray Outpatient		\$50 co-pay	20% after deductible	40% after deductible	20% after deductible
Advanced Outpatient Radiology Services (MRI, CAT scan, PET scan, etc.)		\$250 co-pay	20% after deductible	40% after deductible	20% after deductible
Colonoscopy Screenings—Preventive and Diagnostic		No co-pay	0%	40% after deductible	0% no deductible
Chiropractic Services (direct access to participating providers)		\$50 co-pay; 20 visits per calendar year	20% after deductible 20 visits per calendar year in- or out-of-network	40% after deductible	20% after deductible
Hearing Exam		\$25 co-pay	20% after deductible	40% after deductible	20% after deductible

This chart provides a brief outline of the medical coverage options available to you through Humana. Complete details are in the official plan documents. In any conflict between the plan documents and this basic comparison chart, the plan documents will control.

¹ Usual, customary, reasonable (UCR) fees. Out-of-network charges that exceed UCR fees may be billed to the member.

Continued on next page



Medical Plans Comparison Chart—continued

Please note the dollar amounts are co-pays, deductibles, and maximums which you pay; and the percentages are coinsurance amounts, which you pay after you meet applicable deductibles. The amount the plan pays may be based on usual, reasonable and customary (URC) fees.

Please note: The dollar amounts are co-pays, deductibles, and maximums, which you pay; the percentages are coinsurance amounts, which you pay after you meet applicable deductibles. The amount the plan pays may be based on usual, reasonable, and customary (URC) fees for out-of-network services only.

Rx4 Traditional for Tier 3 and Tier 4 Drugs

You must pay the \$250 per person or \$500 per family Rx deductible before you begin paying Tier 3 and/or Tier 4 co-pays.

Rx4 Traditional Preferred Pharmacy

You must use one of the preferred pharmacies to receive the preferred Rx4 Traditional benefits: **CVS, Walmart, Sam's Club, and Humana Pharmacy.**

Diabetes CARE | →

See the online BENEFlex Guide for details about the Diabetes CARE Program and free diabetic testing supplies.

This chart provides a brief outline of the medical coverage options available to you through Humana. Complete details are in the official plan documents. In any conflict between the plan documents and this basic comparison chart, the plan documents will control.

Benefit	Humana Member Services 877-230-3318	HMO Staff Q7444	National Point-of-Service (NPOS) 548085		Consumer Directed Health Plan (CDHP) 548085
		In-Network Only	In-Network	Out-of-Network ¹	In-Network Only
Hospital					
Inpatient (Includes maternity and newborn services)		\$500 co-pay per day; up to 5-day maximum	\$500 co-pay per day; up to 5-day maximum	40% after deductible	20% after deductible
Outpatient Surgery (including facility charges)		\$500 co-pay	20% after deductible	40% after deductible	20% after deductible
Emergency Room Services		\$500 co-pay	20% after deductible	20% after deductible	20% after deductible
Ambulance		No co-pay	20% after deductible	20% after deductible	20% after deductible
Urgent Care Facility		\$50 co-pay	20% after deductible	40% after deductible	20% after deductible
Maternity Care/OB Visits		\$50 co-pay for initial visit only	20% after deductible	40% after deductible	20% after deductible
Mental Health Services					
Outpatient Mental Health Services		\$25 co-pay	20% after deductible	40% after deductible	20% after deductible
Inpatient Mental Health Services		\$500 co-pay per day; up to 5-day maximum	\$500 co-pay per day after deductible; up to 5-day maximum	40% after deductible	20% after deductible
Miscellaneous		No co-pay	20% after deductible	40% after deductible	20% after deductible; 120-visit limit per calendar year
Home Health Care					
Hospice—Inpatient		\$500 co-pay per day; up to 5-day maximum ²	\$500 co-pay per day after deductible; up to 5-day maximum ²	40% after deductible; 30-day lifetime max; 90-day limit per calendar year	20% after deductible 90-day limit per calendar year
Skilled Nursing Facility		\$500 co-pay per day; up to 5-day maximum ²	\$500 co-pay per day after deductible; up to 5-day maximum ²	40% after deductible	20% after deductible 120-day per calendar year
			120 days per calendar year		
Short-Term Rehabilitation/Outpatient Therapy (speech, physical, occupational)		\$25 co-pay per visit 60-visit limit per calendar year for all therapies combined	20% after deductible 60-visit limit per calendar year for all therapies combined ³	40% after deductible	20% after deductible 60-visit limit per calendar year for all therapies combined
Diabetic Supplies (syringes, test strips)		See prescription drugs below	See prescription drugs below	See prescription drugs below	See prescription drugs below
Durable Medical Equipment (DME)		\$50 co-pay	20% after deductible	40% after deductible	20% after deductible
Rx4 Traditional Prescription Drug Program		Preferred Pharmacy	Preferred Pharmacy	Non-Preferred Pharmacy	Preferred Pharmacy
<i>Some drugs may be subject to step-therapy or precertification</i>		Mandatory Generics Unless Dispensed As Written	Mandatory Generics Unless Dispensed As Written	Dispense As Written	Mandatory Generics Unless Dispense As Written
Up to 30-day supply			30% of submitted cost after:		
Tier 1		\$20 co-pay; no Rx deductible	\$20 co-pay; no Rx deductible	\$20 co-pay; no Rx deductible	\$20 co-pay; no Rx deductible
Tier 2		\$50 co-pay; no Rx deductible	\$50 co-pay; no Rx deductible	\$50 co-pay; no Rx deductible	\$50 co-pay; no Rx deductible
Tier 3		\$90 co-pay; after Rx deductible	\$90 co-pay; after Rx deductible	\$90 co-pay; after Rx deductible	\$90 co-pay; after Rx deductible
Tier 4		\$120 co-pay; after Rx deductible	\$120 co-pay; after Rx deductible	\$120 co-pay; after Rx deductible	\$120 co-pay; after Rx deductible
90-day Supply (maintenance medications) at retail or mail order (mail order must be through Humana Pharmacy)		Mandatory Generics Unless Dispensed As Written	Mandatory Generics Unless Dispense As Written	30% of submitted cost after:	Mandatory Generics Unless Dispense As Written
Tier 1		\$40 co-pay; no Rx deductible	\$40 co-pay; no Rx deductible	\$40 co-pay; no Rx deductible	\$40 co-pay; no Rx deductible
Tier 2		\$100 co-pay; no Rx deductible	\$100 co-pay; no Rx deductible	\$100 co-pay; no Rx deductible	\$100 co-pay; no Rx deductible
Tier 3		\$180 co-pay; after Rx deductible	\$180 co-pay; after Rx deductible	\$180 co-pay; after Rx deductible	\$180 co-pay; after Rx deductible
Tier 4		\$240 co-pay; after Rx deductible	\$240 co-pay; after Rx deductible	\$240 co-pay; after Rx deductible	\$240 co-pay; after Rx deductible

¹ Subject to usual, customary, reasonable (UCR) fees ² Waived if transferred from hospital

Medical Plans Comparison Chart





Humana Medical Plans

Rx4 Traditional Prescription Drug Program

All medical plans include the Rx4 Traditional prescription drug program. If you want to save money on your prescription drugs, it is very important that you understand how the program works.

How Rx4 Traditional Works

Rx4 Traditional assigns prescription drugs to four tiers of coverage as shown in the chart on page 34. Tier 1 drugs are the least expensive drugs, you pay only the co-pay. Tier 2, 3, and 4 drugs are more expensive. You pay an annual Rx deductible and co-pays for Tier 3 and Tier 4 drugs. You can view and print the Rx4 Traditional Drug List from Humana's website at www.humana.com. See the chart on page 34 for details and call Humana Member Services at **877-230-3318** with questions.

Pharmacy Coverage

The **preferred retail pharmacies** are **CVS, Sam's Club, or Walmart**. You can also order maintenance drugs from **Humana Pharmacy** preferred mail order pharmacy.

You can use **non-preferred pharmacies** and pay an additional 30% coinsurance after the applicable deductible (Tiers 3 and 4) and co-pays.

Cost Saving Tips

- **Pay less when you use generic and lower-cost brand name medications.** Be sure to take a copy of the Humana drug list to your doctor and request a lower-cost alternative whenever possible.
- **Save between \$80 and \$960 per year on maintenance medications.** Fill your maintenance prescriptions through a preferred retail or mail order pharmacy. You pay two co-pays for a three-month supply (deductible applies for Tier 3 and Tier 4 drugs).

Ask your doctor to write your prescription for a 90-day supply. Mail order forms are available online at www.humanapharmacy.com. You can have your doctor submit your prescription by fax or phone to Humana Pharmacy.

- **Take advantage of free and low-cost options** at retail and grocery store pharmacies, including those offered by the preferred pharmacies.
- **Consider an over-the-counter (OTC) alternative**, available for many common conditions.
- **Apply for a prescription drug assistance program** run by pharmaceutical companies. For details, see the article "Prescription Drug Assistance for Those Who Need It" at <https://www.humana.com/pharmacy/medicare/tools/assistance>.

Restrictions

Regardless of the Rx tier, some drugs may be subject to limitations and restrictions.

Prior Authorization may be required for certain medications which means your doctor must request and receive approval before the medications can be covered. These medications are typically expensive, appropriate for a specific disease, and require monitoring.

Quantity limits are the maximum amount of medication you can receive for a certain price and a set period of time, usually 30 days. They are based on FDA guidelines, abuse potential and cost.

Step Therapy is used when you are required to try a generic or lower-cost brand-name medicine before the plan will cover a higher-priced brand-name medicine.

Humana Medical Plans Rx4 Traditional Prescription Drug Program



Rx4 Traditional Prescription Drug Program

Tier 1 Lowest Cost	Tier 2 Higher Cost	Tier 3 Higher Cost	Tier 4 Highest Cost
\$20 co-pay	\$50 co-pay	\$90 co-pay	\$120 co-pay
No deductible		Deductible applies: \$250/individual \$500/family	
The least expensive generic and select brand-name medications.	Higher cost generics and some brand-name medications that have proven to be most effective in their class.	Higher cost, mostly brand names and some self-administered injectable medications. There may be generic or brand-name alternatives in Tier 1 or Tier 2 that can save you money.	Often more expensive, high-technology and self-administered injectable medications that are not available on other tiers.

Compound drugs purchased at a nonpreferred pharmacy will be processed as a preferred pharmacy benefit. The 30% coinsurance for non-preferred coverage will not apply.

Specialty drugs purchased from the Humana Preferred Specialty Rx Network will be processed as a preferred pharmacy benefit. However, specialty drugs administered at a doctor's office* will be processed under your medical plan coverage.

* *Specialty drugs dispensed directly to the physician's office through specialty Rx providers.*

Maximize Your Rx Benefits— and Your Savings!

Humana's Maximize Your Benefit (MYB) program is designed to save you money on prescriptions by letting you know when lower-cost medications are available. A representative from MYB Rx may contact you by letter, phone, or email to discuss your prescriptions with you. Always discuss any alternatives with your doctor.



Humana Medical Plans

Rx4 Traditional Prescription Drug Program

Online Rx Resources

Go to www.humana.com to get answers to questions about your prescription drug benefits. Register for MyHumana online at www.myhumana.com for more detailed information about your benefits.

On MyHumana

- View coverage amounts, coinsurance percentages, preapproval requirements, and dispensing limits
- Review up to 18 months of your Humana prescription claims history
- Manage your prescription drug costs with the Rx Calculator
- Order maintenance medications by mail

On Humana.com

- Find the latest list of frequently prescribed medications on Humana's Drug List
- Look up the estimated retail price of a drug
- Get answers to questions about generic drugs
- Find out about possible alternative brand-name and generic drugs
- Explore specific medications in the Drug Library
- Get information on herbs and supplements

Humana Pharmacy Mail Order

If you would like to save money and enjoy the convenience of using a mail order pharmacy, ask your doctor to write a prescription for a 90-day supply. Prescription forms are available online at www.humanapharmacy.com. Your doctor can submit your prescription by fax or phone. You only pay two co-pays for a three-month supply (after the deductible for Tiers 3 and 4).

Online

www.humanapharmacy.com
Use your MyHumana
username and password to log in

By Mail

Humana Pharmacy
P.O. Box 745099
Cincinnati, OH 45274-5099

By Phone

800-379-0092
Monday – Friday, 8 a.m. – 11 p.m. ET
Saturday, 8 a.m. – 6:30 p.m. ET
Physician Fax: 800-379-7617

Note: You may also purchase a 90-day supply for the cost of two co-pays at retail pharmacies.

Humana Medical Plans

HMO Staff



If you prefer an HMO, you can enroll in the HMO Staff Plan. The HMO Staff network and service area is small and restricted to eight counties (see below). If you are interested in the HMO Staff Plan, carefully consider whether your medical needs can be handled by a smaller, local network of providers. For benefit details, see the Medical Benefits Plan Comparison Chart that starts on page 32.

Remember, the HMO Staff Plan has no **out-of-network coverage except for emergency care**. This means you will be responsible for paying all charges if you use an out-of-network provider. If the doctors and facilities you use are not part of the HMO Staff network or you have a dependent who lives out of the service areas, you may want to consider the National Point-of-Service (NPOS) Plan. The NPOS uses a much larger network and offers out-of-network benefits.

HMO Staff Plan Service Area

The HMO Staff Plan uses a small, local network with a very restricted number of doctors in these eight counties: Citrus, Hernando, Hillsborough, Manatee, Pasco, Pinellas, Polk, and Sarasota.

Important Note about HMO Staff Plan Referrals

HMO Staff PCPs are not required to issue referrals to specialists outside of their practice. Before enrolling in the HMO Staff Plan, please check with your PCP to confirm his or her referral policy.

Select Your PCP When You Enroll

Whether you enroll in the HMO Staff for the first time as a new employee or a current employee during Annual Enrollment, you must select a PCP for yourself and each eligible dependent and enter the PCP identification number when you enroll. **Humana will not automatically assign PCPs** so if you do not select one, you will not have a primary care physician until you contact Humana.

Changing PCPs During the Year

You must notify Humana (by calling customer service or via www.MyHumana.com) when you want to switch PCPs during the plan year. **Your change will take effect on the first of the month following the date you notify Humana.**

PCP Selection Required for HMO Staff Plan

Please note that if you are enrolling in the HMO Staff Plan for the first time, you must select a primary care physician (PCP) for yourself and your dependents when you first enroll. If you do not select a PCP, one will not be automatically assigned to you.

Any changes to your PCP will become effective the first of the month after you submit the change.

See page 27 for information about Humana's Physician Finder Plus tool.



Humana Medical Plans

HMO Staff Plan

How the HMO Staff Plan Works

Step #1: Choose a Primary Care Physician (PCP)

You must choose a PCP for yourself and each enrolled dependent from Humana's network providers. **Humana will not automatically assign PCPs when you enroll.** You have two ways to choose a PCP:

1. Go to Physician Finder Plus on www.humana.com, or
2. Call the Member Services number on your ID card.

When you receive your ID card, please review it to be sure it lists a valid PCP for each covered family member. If you need assistance, please call 877-230-3318.

You can change your PCP at any time by calling Humana Member Services or by logging in to www.MyHumana.com. **Your PCP change will be effective the first of the month following the date you notify Humana.**

Step #2: Visit Your PCP, who will:

- Provide routine and preventive care,
- Help you make important medical decisions,
- Treat you for illnesses and injuries, and/or
- Refer you to another participating provider or facility when specialty services are needed.

Your PCP will get approval from Humana (called precertification) prior to providing certain medical services. Precertification helps determine if the services are covered under your plan.

Step #3: Pay the Applicable Co-Payment

When your PCP provides covered services or refers you to another participating provider or facility, you are responsible for a co-payment.

Enrolling in the HMO? Caution About the Network

When you enroll in the HMO Staff Plan, you must choose in-network PCPs to manage your and your eligible dependents' health care. The HMO Staff Plan has a limited network of PCPs and specialists. Please review the Service Area Requirements on page 39 and check the HMO Staff network directory before you enroll. You'll be required to enter the PCP identification number(s) when you enroll.

Coverage for Out-of-Area Dependents

If you enroll in a HMO Staff Plan, claims for your dependents who live outside of the HMO service area will not be covered, except for qualified emergency services received in a hospital emergency room. If you are covering a dependent who lives outside of the HMO Staff service area, you may want to consider the NPOS which uses a national provider network.

Direct Access to HMO Staff Plan OB/GYNs, Chiropractors, Dermatologists, and Podiatrists

HMO Staff Plan members have direct access to participating OB/GYNs, chiropractors, dermatologists, and podiatrists. No referral from your primary care physician is necessary. You are allowed up to five visits to a dermatologist per calendar year without referral. After that, PCP referrals are necessary.

Humana Medical Plans National Point-of-Service (NPOS)



With the National POS Plan, you can see any provider without a referral. The National POS gives you access to more doctors and other medical providers than the HMO Staff Plan.

How the NPOS Works

Easy to Use and No referrals

When you use in-network providers, you will pay the deductible and coinsurance for services and you **do not have to file claims**. You can see any doctor or specialist without a referral from your primary care physician (PCP). **Your costs will be lower** when you use in-network providers.

Although you are not required to do so, if you choose an in-network PCP, he or she will provide routine and preventive care, treat you for illnesses and injuries, and get approval from Humana (called “precertification”) prior to providing certain medical services.

Large, National Provider Network

The NPOS uses the National POS-Open Access network, giving you and your covered dependents access to in-network providers everywhere they are available. The NPOS may be the right plan for you if you live outside of the HMO Staff or CDHP (HMO Premier network) service areas or if you have covered dependents that live away from home. Use the Physician Finder Plus tool on www.humana.com to look for in-network doctors. See page 27 for instructions.

Caution! Stay In Network

- Although you may use out-of-network providers when you enroll in the NPOS plans, it is not recommended because it can be very expensive.
- When you use out-of-network providers:
 - You have to meet the deductible before you and the plan begin paying coinsurance.
 - The amount the plan pays is based on what Humana considers to be the usual, customary, and reasonable (UCR) amount.
 - You may have to file your own claims and the out-of-network provider may balance bill you for the difference between what Humana considers to be UCR and the amount the provider charges.
 - You are responsible for precertifying services that require prior authorization from Human. Failure to precertify may lead to reduced benefits or denial of coverage.



Humana Medical Plans

Consumer Directed Health Plan (CDHP)

The Humana Consumer Directed Health Plan (CDHP) includes an up-front allowance that helps you pay the cost of your covered medical services. You can go to any HMO Premier in-network provider without a referral. There is no out-of-network coverage.*

How the CDHP Works

- **CDHP Personal Care Account (PCA) allowance:** At the beginning of the year, you and your covered dependents are eligible for an up-front PCA allowance. You can use the allowance to pay for eligible medical and prescription drug expenses. The 2018 allowance is \$500 per individual and \$1,000 per family. Your allowance will cover the cost of eligible expenses until the allowance is depleted.
- **Medical Plan Deductible and Coinsurance:** Once the allowance is depleted, you are responsible for the full cost of eligible medical expenses until you meet the deductible. Then, you will pay 20% and the plan will pay 80% of covered medical in-network expenses for the remainder of the year until you reach the out-of-pocket maximum (see CDHP Benefits to the right). Note: the Rx deductible and Rx co-pays do not apply to the medical plan deductible.

* *Out-of-network coverage for emergency room visits is provided for true emergencies or life-threatening situations.*

- **Provider network:** The CDHP uses the HMO Premier network. To find in-network providers, use the Physician Finder Plus tool at www.humana.com. See the information and directions on page 27.

CDHP Benefits

- **No PCP required.**
- **No referrals required.**
- An annual **up-front CDHP allowance** will be deposited in your PCA to pay for eligible medical expenses—what you don't spend each year rolls over to the next plan year as long as you remain enrolled in the CDHP.
- After you use up your allowance, you pay 100% of costs until the deductible is met. **Then the CDHP pays 80% coinsurance** for most in-network services.
- There is an **annual medical out-of-pocket maximum**, so the most you will pay for deductibles, coinsurance, and co-pays per plan year is \$4,000 per individual and \$8,000 per family.
- However, there is a **combined out-of-pocket maximum**, that includes medical *and* Rx deductibles, coinsurance, and co-pays of \$6,250 per individual and \$12,500 per family.
- **Prescription drugs** are covered under the Rx4 Traditional Prescription Drug Program. See pages 34–36 for details.

Network Alert!

The CDHP uses the HMO Premier network. Use the Physician Finder Plus tool at www.humana.com to find participating providers. See page 27 for instructions.

Humana Medical Plans Consumer Directed Health Plan (CDHP)



The CDHP Personal Care Account

- Humana “deposits” money for your allowance on a HumanaAccess Visa debit card. The 2018 allowance is \$500 per individual and \$1,000 per family.
- You choose when to use your allowance.
- When you use your debit card, the allowance pays the first \$500 (per individual) or \$1,000 (per family) of your eligible medical and/or prescription drug expenses. Your allowance is *not* automatically applied when Humana processes your claims.
- Any funds remaining in your allowance at the end of the plan year will roll over to the next plan year as long as you remain enrolled in the CDHP.
- Although you can use your CDHP allowance debit card to pay at the time of your visit, we recommend you wait until you receive your explanation of benefits (EOB) from Humana, then pay the balance due based on the EOB. Waiting to pay your bill will ensure you do not overpay the doctor or provider.

PCA Amount Based on Enrollment Date

From	Individual	Family
January 1	\$500	\$1,000
February 1	\$458	\$ 916
March 1	\$416	\$ 833
April 1	\$375	\$ 750
May 1	\$333	\$ 666
June 1	\$291	\$ 583
July 1	\$250	\$ 500
August 1	\$208	\$ 416
September 1	\$166	\$ 333
October 1	\$125	\$ 250
November 1	\$ 83	\$ 166
December 1	\$ 41	\$ 83

Enrolled in the CDHP and a Healthcare FSA?

- If you are enrolled in the CDHP with a PCA and a Healthcare FSA, you will receive two HumanaAccess debit cards—one for your PCA and one for your Healthcare FSA. The FSA card only has your name, expiration, and Visa number on the front. Your CDHP Health PCA ID card is your Humana card and your PCA card, which will include more detailed information on the front, including your plan numbers, ID numbers, and network information.
- Because FSAs are subject to the “use it or lose it” rule, you may want to use the money in your Healthcare FSA first to avoid losing any money in your FSA at the end of the plan year.
- The IRS requires that 100% of disbursements made from your FSA and your PCA be substantiated or verified. Humana will make every effort to automatically verify that expenses through their system. However, in some cases, Humana won’t be able to substantiate transactions automatically and will request documentation from you. If you do not respond by the deadline, your card will be “frozen” until the money in the account is reimbursed or appropriate documentation is provided.



Humana Medical Plans

All Plans

What Is Not Covered

The medical plans don't cover all health care expenses and include exclusions and limitations. Members should refer to their plan documents to determine which health care services are covered and to what extent.

The following is a partial list of services and supplies that are generally **not covered**. However, your plan documents may contain exceptions to this list based on state mandates or the plan design or rider(s) purchased by your employer.

- All medical and hospital services not specifically covered in, or which are limited or excluded by your plan documents, including cost of services before coverage begins and after coverage terminates
- Acupuncture
- Cosmetic surgery
- Custodial care
- Dental care and dental X-Rays (except for accidental injuries to sound, natural teeth)
- Donor egg retrieval
- Experimental and investigational procedures (except for coverage for medically necessary routine patient care costs for members participating in a cancer clinical trial sponsored by the National Cancer Institute)
- Hearing aids
- Immunizations for travel or work
- Implantable drugs and certain injectable drugs, including injectable infertility drugs
- Infertility services, including artificial insemination, and advanced reproductive technologies such as IVF, ZIFT, GIFT, ICSI, and other related services
- Services or supplies not medically necessary
- Orthotics (except coverage for some diabetes-related care)
- Outpatient prescription drugs and over-the-counter medications and supplies **Note:** some states require coverage for certain covered diabetic drugs and supplies or certain contraceptives.
- Radial keratotomy or related procedures
- Reversal of sterilization
- Services for the treatment of sexual dysfunction or inadequacies, including therapy, supplies, or counseling
- Special-duty nursing
- Therapy or rehabilitation other than those listed as covered in the plan documents.

This material is for informational purposes only and is neither an offer of coverage nor medical advice. It contains only partial, general descriptions of plan or program benefits and does not constitute a contract. Consult your plan documents (Schedule of Benefits, Certificate of Coverage, Group Insurance Certificate, Group Agreement, and Group Policy) to determine governing contractual provisions, including procedures, exclusions, and limitations relating to your plan. All the terms and conditions of your plan or program are subject to applicable laws, regulations, and policies.

Other Healthcare Insurance Options

Healthcare Reform and the Individual Mandate



Health Care Reform

Affordable Health Insurance Options

The ACA requires most Americans to purchase health insurance or pay a penalty. This is called the “individual mandate.” **The medical plans offered by PCS meet or exceed the affordability and coverage requirements of the ACA. If you enroll in a PCS medical plan you will meet the individual mandate requirement of the ACA.**

If you have a family, the individual mandate also applies to your spouse and children. If you cannot afford to enroll them in an PCS medical plan, consider the following:

- **Children:** Consider **Florida KidCare**, the state-sponsored health care program for children from birth through age 18 who meet specific eligibility requirements. Family income is not considered when determining eligibility. However, monthly premiums may depend on your family size and household income. For more information, call 888-540-5437 or visit www.floridakidcare.org.
- **Spouse and/or child(ren):** If your spouse is employed, consider his or her employer’s group health insurance. If your spouse is not employed or his or her employer doesn’t offer group health insurance, the federal Health Insurance Marketplace may offer cost-effective alternatives. You can also enroll your child(ren) in a Marketplace plan. For more information call 800-318-2596 or visit www.healthcare.gov.



Employee Assistance Program (EAP)

Health Advocate, our EAP provider, offers programs that are tailored to the needs of employees and eligible family members. You can access Health Advocate services 24/7 with a licensed, professional counselor available for immediate assistance. What's more, Health Advocate offers telephone, face-to-face, and web-based assistance.

An EAP is more than just a help line for stress, depression, and substance abuse. Its **Solution Centers** offer resources to help you through some of life's toughest challenges, including:

- adoption
- alcohol
- anxiety
- buying a car or home
- cancer
- child and elder care
- diabetes
- dieting
- eating disorders
- fitness
- grieving
- heart health
- military life
- pregnancy
- smoking
- student life
- wills
- debt and bankruptcy
- divorce and child custody
- post-traumatic stress disorder
- financial planning (estate, retirement, investing)
- hurricane preparedness
- marriage and living together
- obsessive-compulsive disorder

EAP FAQs

How do I access the EAP?

Call Health Advocate at 877-240-6863 and a client services team member will make every effort to address your needs and match you with an EAP counselor located near your home or work. All counselors are licensed, seasoned professionals with broad expertise. Counselors are available 24 hours a day.

How does the EAP work?

EAP services include an initial clinical assessment by a licensed professional to determine if short-term counseling is appropriate. If short-term counseling is appropriate, you may receive up to eight (8) counseling sessions per issue. Should the assessment indicate a need for longer-term therapy, you will be referred to qualified resources outside of the EAP.

What is the cost?

The EAP is a free, confidential service provided as part of your employee benefits.

Will I be required to use the EAP?

The EAP is a voluntary program. However, your manager may refer you to the EAP if appropriate. Regardless of the situation, you will always make the decision when and if to use the EAP.

Who will know that I have used the EAP?

Health Advocate adheres to the confidentiality guidelines mandated by law. PCS receives a report that contains only collective statistical information.

EAP Highlights

EAP services include:

- 24-hour counseling assistance
- Counsel from licensed professionals
- Multiple site locations
- Short-term problem resolution
- Referrals to community resources

To get the right help at the right time, call the EAP at 877-240-6863

or go online:

www.pcsb.org/eap

Administrator:

HealthAdvocate

Drug- and Alcohol-Free Workplace



Pinellas County Schools is committed to maintaining a drug- and alcohol-free workplace.

Employees are prohibited from manufacturing, distributing, dispensing, possessing, being under the influence of, or using alcohol or a controlled substance in the workplace, during the workday, on duty, or in the presence of students' families as part of any school or work-related activities.

Employees who violate this policy will be subject to disciplinary action, which could include termination and referral for prosecution.

If you have a drug or alcohol problem that is interfering with your work, please feel free to contact any one of the resources provided by Pinellas County Schools:

The district will work with you to provide you a leave of absence, if necessary, to address your problem.

Keep in mind:

- The EAP is available to all full- and part-time employees and members of their households
- Mental health and substance abuse benefits are available to all employees and their dependents enrolled in any of the BENEFlex medical plans

Employee Assistance Plan (EAP)
877-240-6863

Prevention Office
(formerly Safe and Drug Free Schools)
727-588-6130

Risk Management
and Insurance Department
727-588-6195

Office of Professional Standards
727-588-6471 or 727-588-6470

Human Resources
727-588-6000 ext.1936



The Be SMART Wellness Program



Wellness programs change lives—that’s why Pinellas County Schools supports the Be SMART Wellness Program. In addition to providing employees and their family members opportunities to make positive behavior changes, our wellness program also boosts morale, improves quality of life, increases productivity and job performance, and saves money from reduced health claims, turnover, absenteeism/substitute pay, disability, and workers compensation costs.

The end result...higher student achievement when employees are present, happy and healthy! Your participation in the PCS Be SMART programs is critical to the District’s vision of 100% student success.

The Be SMART Worksite Wellness program has something for everyone, and includes the programs described here and online at www.pcsb.org/vitality.

- **Go365 by Humana**

Go365 is a wellness and rewards program for everyone—no matter your age or health status. It will put you on the path to healthier living whether you’re a fitness buff, just working on losing a few pounds, or training for your first 5K race. You can get the help you need to quit smoking, lower your blood pressure, and eat healthier. There are also activities that kids can participate in.

Earn Points

- Every time you complete a verified activity or achieve a wellness goal, you earn Points.
- Earning Points helps you work toward a higher status.

Earn Bucks

- Health activities not only build Points, they also earn you an equivalent amount of Bucks.
- Reward yourself with the things you want in the Go365 Mall where you can spend your Bucks.

Get Rewarded

- Choose rewards in the Go365 Mall that include gift cards, movie tickets, fitness devices, and more.

Earn a Health Insurance Premium Credit

- Reach Silver status by the plan year deadline to earn a wellness credit on your paycheck.

- **Onsite wellness programs / Wellness Champion program**

Classes on fitness, nutrition, stress and more offered at your worksite by your Wellness Champion. Programs are planned according to the results on the employee interest survey.

- **Telephonic or Online Health Coaching**

Work with a health coach to help you set goals and explore ways to increase activity, improve eating habits, reduce stress, improve back care, or stop smoking. Free to you and anyone on your health plan.

The Be Smart Wellness Program



- Diabetes CARE Program**
 Diabetics who are enrolled and up-to-date on the Diabetes CARE checklist receive waived co-pays on supplies. Available to you and anyone on your health plan.
- Employee Assistance Program**
 Free, confidential 24-hour CARELINE. Call 800-327-9757 for assistance with depression, finances, alcohol/drug abuse, conflicts, stress, parenting, any other personal concern. Also have services for legal and financial concerns. Available to you and any family member living in your household. See page 46 for details.
- Corporate Fitness & Weight Loss Discounts**
 Discounts available to any PCS employee.

- SMART START Newsletter**
 Your resource for keeping up-to-date with the wellness program and what we offer, plus recipes, articles, insurance information, etc. Emailed district wide every other week during the school year.
- Humana Personal Nurse**
 You can call a Personal Nurse who will provide education specific to your health, pre- and post-hospitalization counseling as well as help you navigate the healthcare system, work better with your doctor, and make smart health decisions with confidence.
- Humana Nurse Advice Line**
 Free 24-hour health information, guidance, and support. Nurses available around the clock for your immediate medical concerns. Call 800-622-9529.

For More Information • Visit www.pcsb.org/wellness

	Phone	Email
Benefits and Wellness Consultant, Leslie Viens	727-588-6142	viensl@pcsb.org
Employee Wellness Specialist, Dawn Handley	727-588-6151	handleyd@pcsb.org
Employee Assistance Program On-Site Representative— Health Advocate, Darlene Rivers	727-588-6507	PCS.RIVERSD@pcsb.org
Humana Patient Advocate, Gina Deorsey	727-588-6137	PCS.DEORSEYG@pcsb.org
Humana Claims Advisor, Janet Lang	727-588-6367	PCS.LANGJ@pcsb.org
Humana Wellness Specialist/ Go365, Jessica O’Connell	727-588-6134	PCS.oconnellj@pcsb.org
PCS Benefits Team	727-588-6197	



Dental Plans

PCS offers two dental plans, the HumanaDental Plus 2S Plan and the MetLife Preferred Dentist Program. The chart below compares the plan benefits. All services are subject to plan limits, exclusions and other provisions. Read the following pages to learn more about each plan or call the insurance carrier with questions.

HumanaDental
800-979-4760
www.MyHumana.com

MetLife Preferred Dental Plan (PDP Plus)
800-GET-MET8
www.metlife.com/dental

If your spouse or child(ren) has coverage under another dental plan in addition to your PCS plan, please review the coordination of benefits clause in your dental plan certificate or call your plan's member services.

	HumanaDental	MetLife
	State of Florida Service Area In-network only. You must choose a participating network provider.	In or out-of-network. Save the most when you choose a participating network provider.
Network	HumanaDental Plus 2S Plan	MetLife Preferred Dentist Program (PDP Plus)
Primary Care Dentist and Specialist Referrals	Not required	Not required
Deductible	None	\$50/individual; \$150/family (Applies to Type B and C Services)
Calendar Year Maximum	None	\$1,250 per person
Preventive Services	No charge	No charge, no deductible (Type A)
Basic Services	No charge	20% coinsurance after deductible (Type B)
Major Services	Scheduled co-pays	50% coinsurance after deductible (Type C)
Orthodontia	Scheduled co-pays (Adult and Child)	50% (up to age 19)
Lifetime Orthodontia Limit	N/A	\$1,000/individual

Dental Plans

HumanaDental Advantage Plus 2S Plan



Plan Highlights

The HumanaDental Advantage Plus 2S Plan combines the best features of a dental health maintenance organization with the preferred benefits of traditional dental coverage.

- You may select *any* dentist or specialist from the Humana Advantage Plus 2S network, and you may change your selection at any time.
- You may choose a different dentist for each covered family member.
- There are no office visit charges, claim forms, deductibles, or annual maximums.
- Covered services are listed on the Schedule of Benefits and have designated

co-payments; you receive a 20% discount on other services (not listed on the schedule).

- The plan provides adult and child orthodontia benefits.

Dependent Eligibility

You and your spouse and/or your eligible children through the end of the calendar year in which they reach age 26 may be enrolled in your dental plan.

Please see pages 10–11 for comprehensive eligibility information.

Frequently Asked Questions

How do I make an appointment?

Call the participating provider you chose on or after the date you enroll in coverage.

How do I pay for services?

If your visit is for covered preventive care, like a routine exam, cleaning, or X-Ray, there is no charge for the procedure. For other covered procedures, a co-payment may be required. See your Schedule of Benefits for amounts. You pay co-payments directly to the dentist.

How many times a year can I visit a dentist?

You are encouraged to visit your dentist regularly. With your Humana Advantage Plus 2S dental plan, you are not limited to a specific number of visits per year.

Must I choose a primary provider?

No. You are not required to preselect a dentist. This means that any dentist within the network can treat you. Benefits are only available to members who receive care from in-network providers.

What if I need a specialty dentist?

Should you need a specialist (i.e., endodontist, oral surgeon, periodontist, pediatric dentist) and you visit a Humana Advantage Plus 2S network specialist, you will receive benefits as shown on your Schedule of Benefits. Procedures not listed on the Schedule of Benefits that are performed by a participating specialist are charged at the participating specialist's usual and customary fee less 20%. Check with the Member Services Department to verify that a particular specialty is available.

Does coverage include corrective braces?

Yes. Orthodontic (braces) benefits are included in Humana Advantage Plus 2S dental plan. Benefits include free initial consultation and partial coverage of orthodontist fees.

Is there any maximum coverage limitation?

There are no limitations on benefits.

How can I get more information?

You can contact Member Services at 800-979-4760, Monday through Friday, 8:00 a.m. – 6:00 p.m. Member Services can provide you with plan information or help you obtain emergency services. You can also access information online at MyHumana.com



Dental Plans

HumanaDental Advantage Plus 2S Plan

Advantage Plus plans are network-based dental plans that emphasize prevention and cost containment. Members select any participating general dentist in HumanaDental's Advantage Plus network. Care received from an out-of-network dentist (except emergency care) is not a covered benefit. S plan copayments for listed procedures are applicable only at participating General Dentist. To find a dentist, call 1-800-979-4760 or look on HumanaDental.com.

Office visit copay

\$0/\$0

Annual maximum

No annual maximum

Summary of services

Preventive		Member pays
D0120 ^a	Periodic oral examination	no charge
D0140 ^a	Limited oral evaluation—problem focused . . .	no charge
D0145	Oral evaluation for a patient under three years of age and counseling with primary caregiver (limit 1 every 12 months)	no charge
D0150	Comprehensive oral evaluation—new/established patient (limit 1 every 24 months) .	no charge
D0160	Limited/comprehensive/detailed and extensive oral eval (limit 1 every 12 months) .	no charge
D0170	Re-evaluation—limited problem focused (limit 1 every 12 months)	no charge
D0180	Comprehensive periodontal eval—new/established patient (limit 1 every 24 months) .	no charge
D0210	X-ray intraoral—complete series (limit 1 every 3 years)	no charge
D0220	X-ray intraoral—periapical, first radiographic image (limit 9 every 12 months includes D0230)	no charge
D0230	X-ray intraoral—periapical, each additional radiographic image (limit 9 every 12 months includes D0220)	no charge
D0240	X-ray intraoral—occlusal radiographic image	no charge
D0250	Extra-oral - 2D projection radiographic image created using a stationary radiation source, and detector	no charge
D0270 ^a	Bitewing—single radiographic image	no charge
D0272 ^a	Bitewings—two radiographic images	no charge
D0273 ^a	Bitewings—three radiographic images	no charge
D0274 ^a	Bitewings—four radiographic images	no charge
D0277 ^a	Vertical bitewings—7 to 8 radiographic images .	no charge
D0330	Panoramic radiographic image (limit 1 every 3 years)	no charge
D0470	Diagnostic casts	no charge
D1110 ^a	Prophylaxis—adult (inclusive of D4910)	no charge
D1120 ^a	Prophylaxis—child (inclusive of D4910)	no charge
D1206 ^a	Topical application of fluoride varnish (for child <16)	no charge
D1208 ^a	Topical application of fluoride - excluding varnish (for child <16)	no charge
D1351	Sealant—per tooth (limit 1 per tooth every 12 months for child <14) .	no charge
Basic		Member pays
D1510	Space maintainer—fixed, unilateral (limited to child <14)	no charge
D1515	Space maintainer—fixed, bilateral (limited to child <14)	no charge
D1520	Space maintainer—removable, unilateral (limited to child <14)	no charge
D1525	Space maintainer—removable, bilateral (limited to child <14)	no charge
D1550	Re-cement or re-bond space maintainer	no charge
D2140	Amalgam—one surface primary or permanent .	no charge
D2150	Amalgam—two surfaces primary or permanent	no charge
D2160	Amalgam—three surfaces primary or permanent	no charge
D2161	Amalgam—four/more surfaces primary/permanent	no charge
D2330	Resin based composite—one surface, anterior .	no charge
D2331	Resin based composite—two surfaces, anterior .	no charge
D2332	Resin based composite—three surfaces, anterior	no charge
D2335	Resin based composite—four or more surfaces, involving incisal angle	no charge
D2390	Resin based composite—crown anterior	no charge
D2391	Resin based composite—one surface, posterior .	no charge
D2392	Resin based composite—two surfaces, posterior	no charge
D2393	Resin based composite—three surfaces, posterior	no charge
D2394	Resin based composite—four or more surfaces, posterior	no charge
D4341	Periodontal scaling and root planing—per quadrant, four or more teeth (limit 1 per quad every 12 months)	no charge
D4342	Periodontal scaling and root planing—per quadrant, 1-3 teeth (limit 1 per quad every 12 months).	no charge
D4355	Full mouth debridement to enable comprehensive evaluation and diagnosis (limit 1 every 5 years).	no charge
D4910	Periodontal maintenance (limit 1 every 6 months, inclusive of D1110 and D1120)	no charge
D7111	Extraction coronal remnants deciduous tooth .	no charge
D7140	Extraction erupted tooth or exposed root	no charge
Major		Member pays
D2510 ^b	Inlay—metallic, one surface	\$313.00
D2520 ^b	Inlay—metallic, two surfaces	\$355.00
D2530 ^b	Inlay—metallic, three or more surfaces	\$410.00

Dental Plans

HumanaDental Advantage Plus 2S Plan



D2542 ^b	Onlay—metallic, two surfaces	\$402.00	D4260	Osseous surgery (including elevation of a full thickness flap and closure) – four or more contiguous teeth or tooth bounded spaces per quadrant	\$680.00
D2543 ^b	Onlay—metallic, three surfaces.	\$420.00	D4261	Osseous surgery (including elevation of a full thickness flap and closure) – one to three contiguous teeth or tooth bounded spaces per quadrant	\$354.00
D2544 ^b	Onlay—metallic, four or more surfaces.	\$437.00	D5110 ^d	Complete denture—maxillary	\$498.00
D2610 ^b	Inlay—porcelain/ceramic, one surface	\$368.00	D5120 ^d	Complete denture—mandibular	\$642.00
D2620 ^b	Inlay—porcelain/ceramic, two surfaces	\$389.00	D5130 ^d	Immediate denture—maxillary.	\$700.00
D2630 ^b	Inlay—porcelain/ceramic, three or more surfaces	\$414.00	D5140 ^d	Immediate denture—mandibular	\$700.00
D2642 ^b	Onlay—porcelain/ceramic, two surfaces	\$403.00	D5211 ^d	Maxillary partial denture—resin base	\$542.00
D2643 ^b	Onlay—porcelain/ceramic, three surfaces.	\$434.00	D5212 ^d	Mandibular partial denture—resin base	\$629.00
D2644 ^b	Onlay—porcelain/ceramic, four or more surfaces.	\$461.00	D5213 ^d	Maxillary partial denture—cast metal—resin base	\$709.00
D2650 ^b	Inlay—resin based composite, one surface.	\$242.00	D5214 ^d	Mandibular partial denture—cast metal—resin base	\$709.00
D2651 ^b	Inlay—resin based composite, two surfaces	\$288.00	D5221	Immediate maxillary partial denture – resin base (including any conventional clasps, rests and teeth)	\$700.00
D2652 ^b	Inlay—resin based composite, three or more surfaces	\$303.00	D5222	Immediate mandibular partial denture – resin base (including any conventional clasps, rests and teeth)	\$700.00
D2662 ^b	Onlay—resin based composite, two surfaces.	\$263.00	D5223	Immediate maxillary partial denture – cast metal framework with resin denture bases (including any conventional clasps, rests and teeth)	\$700.00
D2663 ^b	Onlay—resin based composite, three surfaces	\$310.00	D5224	Immediate mandibular partial denture – cast metal framework with resin denture bases (including any conventional clasps, rests and teeth)	\$700.00
D2664 ^b	Onlay—resin based composite, four or more surfaces	\$332.00	D5410 ^c	Adjust complete denture—maxillary.	\$35.00
D2710 ^b	Crown—resin based composite, indirect	\$187.00	D5411 ^c	Adjust complete denture—mandibular	\$35.00
D2720 ^b	Crown—resin with high noble metal	\$461.00	D5421 ^c	Adjust partial denture—maxillary.	\$35.00
D2721 ^b	Crown—resin with predominantly base metal.	\$432.00	D5422 ^c	Adjust partial denture—mandibular	\$35.00
D2722 ^b	Crown—resin with noble metal	\$441.00	D5510	Repair broken complete denture base	\$70.00
D2740 ^b	Crown—porcelain/ceramic substrate	\$411.00	D5520	Replace missing/broken teeth—complete denture	\$59.00
D2750	Crown—porcelain fused to high noble metal.	\$405.00	D5610	Repair resin denture base.	\$76.00
D2751 ^b	Crown—porcelain fused predom base metal	\$434.00	D5620	Repair cast framework.	\$82.00
D2752 ^b	Crown—porcelain fused to noble metal.	\$445.00	D5630	Repair or replace broken clasp—per tooth.	\$100.00
D2790 ^b	Crown—full cast high noble metal	\$450.00	D5640	Replace broken teeth—per tooth	\$64.00
D2791 ^b	Crown—full cast predom base metal.	\$426.00	D5650	Add tooth to existing partial denture.	\$88.00
D2792 ^b	Crown—full cast noble metal	\$434.00	D5660	Add clasp to existing partial denture—per tooth	\$105.00
D2910	Re-cement or re-bond inlay, onlay, veneer or partial coverage restoration	\$41.00	D5710 ^e	Rebase complete maxillary denture.	\$261.00
D2920	Re-cement or re-bond crown	\$36.00	D5711 ^e	Rebase complete mandibular denture	\$249.00
D2929	Crown—prefabricated porcelain/ceramic crown - primary tooth	\$115.00	D5720 ^e	Rebase maxillary partial denture.	\$246.00
D2930	Crown—prefabricated stainless steel, primary tooth	\$115.00	D5721 ^e	Rebase mandibular partial denture	\$246.00
D2931	Crown—prefabricated stainless steel, permanent tooth	\$131.00	D5730 ^e	Reline complete maxillary denture.	\$147.00
D2932	Crown—prefabricated resin.	\$142.00	D5731 ^e	Reline complete mandibular denture	\$147.00
D2940	Sedative filling	\$44.00	D5740 ^e	Reline maxillary partial denture.	\$135.00
D2950	Core buildup including any pins	\$94.00	D5741 ^e	Reline mandibular partial denture	\$135.00
D2951	Pin retention—per tooth addition restoration.	\$23.00	D5750 ^e	Reline complete maxillary denture.	\$196.00
D2952	Cast post and core in addition to crown	\$168.00	D5751 ^e	Reline complete mandibular denture	\$196.00
D2954	Prefabricated post and core in addition to crown	\$139.00	D5760 ^e	Reline maxillary partial denture.	\$193.00
D3220	Therapeutic pulpotomy.	\$75.00	D5761 ^e	Reline mandibular partial denture	\$193.00
D3310	Root canal therapy—anterior.	\$315.00	D5850	Tissue conditioning maxillary.	\$61.00
D3320	Root canal therapy—bicuspid.	\$385.00	D5851	Tissue conditioning mandibular.	\$61.00
D3330	Root canal therapy—molar.	\$428.00	D6092	Re-cement implant/abutment supported crown	\$42.00
D3346	Previous root canal therapy—anterior.	\$424.00	D6093	Re-cement or re-bond implant/abutment supported fixed partial denture	\$57.00
D3347	Previous root canal therapy—bicuspid	\$500.00	D6210	Pontic—cast high noble metal	\$378.00
D3348	Previous root canal therapy—molar.	\$601.00	D6211 ^f	Pontic—cast predominantly base metal	\$404.00
D3410	Apicoectomy/periradicular surgery—anterior	\$361.00	D6212 ^f	Pontic—cast noble metal.	\$420.00
D3421	Apicoectomy/periradicular surgery—bicuspid	\$394.00	D6240 ^f	Pontic—porcelain fused to high noble metal	\$426.00
D3425	Apicoectomy/periradicular surgery—molar	\$445.00			
D3426	Apicoectomy/periradicular surgery—each addtl root	\$148.00			
D3430	Retrograde filling—per root	\$109.00			
D4210 ^c	Gingivectomy/gingivoplasty—four or more teeth, quad	\$278.00			
D4211 ^c	Gingivectomy/gingivoplasty—1 to 3 teeth, quad	\$153.00			
D4240 ^c	Gingival flap proc—four or more teeth,quad.	\$421.00			
D4241 ^c	Gingival flap proc—1 to 3 teeth,quad	\$217.00			
D4249	Clinical crown lengthening – hard tissue.	\$481.00			



Dental Plans

HumanaDental Advantage Plus 2S Plan

D6241 ^f	Pontic—porceln fused predom base metal ...	\$393.00	D7230	Removal of impacted tooth—partially bony .	\$179.00
D6242 ^f	Pontic—porcelain fused to noble metal	\$415.00	D7240	Removal of impacted tooth—completely bony .	\$211.00
D6250 ^f	Pontic—resin with high noble metal	\$420.00	D7241	Remove impacted tooth—completely bony w/comp	\$265.00
D6251 ^f	Pontic—resin with predominantly base metal .	\$388.00	D7250	Surgical removal of residual tooth roots	\$114.00
D6252 ^f	Pontic—resin with noble metal	\$400.00	D7310	Alveoplasty in conjunction w/extractions— per quad	\$125.00
D6600 ^f	Retainer inlay—porcelain/ceramic, two surfaces	\$355.00	D7311	Alveoplasty in conjunction w/extractions—1-3 teeth	\$ 97.00
D6601 ^f	Retainer inlay—porcelain/ceramic, three or more surfaces	\$373.00	D7320	Alveoplasty not conjunction w/extractions—per quad	\$181.00
D6602 ^f	Retainer inlay—cast high noble metal, two surfaces	\$380.00	D7321	Alveoplasty not conjunction w/extractions—1-3 teeth	\$153.00
D6603 ^f	Retainer inlay—cast high noble metal, three or more surfaces	\$418.00	D7510	Incision and drainage of abscess—extraoral .	\$120.00
D6604 ^f	Retainer inlay—cast predom base metal, two surfaces	\$372.00	D7520	Incision and drainage of abscess—extraoral .	\$570.00
D6605 ^f	Retainer inlay—cast predom base metal, three or more surfaces	\$394.00	D7960	Frenulectomy—separate procedure	\$111.00
D6606 ^f	Retainer inlay—cast noble metal, two surfaces	\$366.00	D7970	Excision of hyperplastic tissue—per arch	\$272.00
D6607 ^f	Retainer inlay—cast noble metal, three or more surfaces	\$406.00	D9110	Palliative treatment dental pain— minor procedure	\$ 45.00
D6608 ^f	Retainer onlay—porcelain/ceramic, two surfaces	\$386.00	D9215	Local anesthesia	no charge
D6609 ^f	Retainer onlay—porcelain/ceramic, three or more surfaces	\$403.00	D9310	Professional consultation by non-treating dentist	no charge
D6610 ^f	Retainer onlay—cast high noble metal, two surfaces	\$409.00	D9951	Occlusal adjustment—limited	\$ 58.00
D6611 ^f	Retainer onlay—cast high noble metal, three or more surfaces	\$448.00	D9952	Occlusal adjustment—complete	\$326.00
D6612 ^f	Retainer onlay—cast predom base metal, two surfaces	\$407.00	Orthodontics		Member pays
D6613 ^f	Retainer onlay—cast predom base metal, three or more surfaces	\$426.00	D8070	Comprehensive Orthodontic treatment of the transitional/adolescent dentition; Children up to 19 years of age; Up to 24 months of routine orthodontic treatment for Class I and Class II cases Consultation	no charge
D6614 ^f	Retainer onlay—cast noble metal, two surfaces	\$399.00		Evaluation	\$ 35.00
D6615 ^f	Retainer onlay—cast noble metal, three or more surfaces	\$414.00		Records/Treatment Planning	\$ 250.00
D6720 ^f	Retainer crown—resin with high noble metal .	\$474.00		Orthodontic treatment	\$2100.00
D6721 ^f	Retainer crown—resin with predom base metal	\$450.00	D8080	Comprehensive Orthodontic treatment of the transitional/adolescent dentition; Children up to 19 years of age; Up to 24 months of routine orthodontic treatment for Class I and Class II cases Consultation	no charge
D6722 ^f	Retainer crown—resin with noble metal	\$458.00		Evaluation	\$ 35.00
D6740 ^f	Retainer crown—porcelain/ceramic	\$499.00		Records/Treatment Planning	\$ 250.00
D6750 ^f	Retainer crown—porcelain fused to high noble metal	\$426.00		Orthodontic treatment	\$2100.00
D6751 ^f	Retainer crown—porcelain fused to predom base metal	\$453.00	D8090	Comprehensive Orthodontic treatment of the transitional/adult dentition; Adults 19 years of age and older; Up to 24 months of routine orthodontic treatment for Class I and Class II cases. Consultation	no charge
D6752 ^f	Retainer crown—porcelain fused to noble metal	\$464.00		Evaluation	\$ 35.00
D6780 ^f	Retainer crown—3/4 cast high noble metal ..	\$458.00		Records/Treatment Planning	\$ 250.00
D6790 ^f	Retainer crown—full cast high noble metal ..	\$469.00		Orthodontic treatment	\$2300.00
D6791 ^f	Retainer crown—full cast predom base metal	\$445.00	D8680	Retention	\$ 450.00
D6792 ^f	Retainer crown—full cast noble metal	\$461.00			
D6930 ^f	Re-cement or re-bond fixed partial denture ..	\$ 57.00			
D7210	Surgical removal—erupted tooth	\$ 91.00			
D7220	Removal of impacted tooth—soft tissue	\$135.00			

Dental Plans

HumanaDental Advantage Plus 2S Plan



LIMITATIONS AND EXCLUSIONS

- a Limit of one every six months
- b Limit one per tooth every eight years
- c Limit one every 12 months
- d Limit one every five years
- e Limit of one every three years
- f Limit of one every eight years

HumanaDental

A Prepaid Limited Health Service Organization Licensed under Chapter 636 of the Florida Insurance Code

800-979-4760 • Member Services

www.MyHumana.com

Go to Basic Links, then search or click on "Provider Search"

NOTE:

- Your participating general dentist and participating specialist office visit co-payment amounts, if applicable, are shown on your ID card.
- Your office visit co-payment is applicable for all dates of service and is in addition to the co-payment amounts listed for covered dental care services.
- Not all participating dentists perform all listed procedures, including amalgams. Please consult your dentist prior to treatment for availability of services.
- Unlisted procedures may be eligible to receive up to a 20% discount. Members may contact their participating provider to determine if any discounts apply. Visit MyHumana.com to find a participating dentist.
- Additional exclusions and limitations are listed along with full plan information in your Certificate of Benefits.

Insured or administered by Humana Insurance Company, The Dental Concern, Inc., CompBenefits Dental, Inc., CompBenefits Company, HumanaDental Insurance Company, or CompBenefits Insurance Company.

MetLife® Preferred Dentist Program (PDP) #95682

The MetLife Preferred Dentist Program (PDP) operates like a preferred provider organization (PPO). You can choose to visit any dentist, although you can reduce your out-of-pocket expenses by visiting a dentist in the MetLife network.

Although you receive the same percentages for in- and out-of-network services, the amount you pay could vary greatly. An in-network provider charges the negotiated PDP fee, which is lower than the dentist's actual charges. In contrast, an out-of-network provider can charge you the negotiated fee *plus* the difference between the amount allowed by the plan (negotiated PDP fee) and his or her service charge. It is always to your financial advantage to use in-network providers.

	In-Network or Out-of-Network
Basis of Reimbursement	Negotiated PDP fee*
Type A – Preventive	100%
Type B – Basic	80%
Type C – Major	50%
Type D – Orthodontia	50%
Individual Deductible (Annual)	\$50
Family Deductible (Annual)	\$150
Deductible Applies To	Basic and Major
Calendar Year Maximum	\$1,250 per person
Lifetime Orthodontia Maximum	\$1,000 per person

* Negotiated PDP fee refers to the fees that participating PDP dentists have agreed to accept as payment in full, subject to any deductibles, cost sharing, and benefits maximums.

The service categories shown above represent an overview of your Plan of Benefits but are not a complete description of the plan. An insurance certificate describing all benefits and limitations will be made available following your plan's effective date, and will govern if any discrepancies exist between this overview and the certificate of insurance and group insurance policy.

Allocation of Services: Primary Plans

Type A Preventive	Type B Basic	Type C Major	Type D Orthodontia
<ul style="list-style-type: none"> • Oral Exams • Full mouth X-Rays • Bitewing X-Rays • Prophylaxis/Cleaning • Fluoride Treatments • Sealants • Space Maintainers • Palliative Care 	<ul style="list-style-type: none"> • Periapicals and other X-Rays • Labs and other tests • Fillings • Pulp Capping/Pulpal Therapy • Periodontal Maintenance • General Anesthesia 	<ul style="list-style-type: none"> • Inlays/Onlays • Crowns • Endodontics/Root Canal • Periodontics • Rebases/Relines • Repairs • Dentures • Bridges • Simple Extractions • Surgical Extractions • Oral Surgery • Consultations • Implants 	<ul style="list-style-type: none"> • Child Only (up to age 19) • Orthodontic Diagnostics • Orthodontic Treatment



Dental Plans

MetLife® Preferred Dentist Program (PDP)

Dependent Eligibility

You and your spouse and/or your eligible children through the end of the calendar year in which they reach age 26 may be enrolled in your dental plan.

Please see pages 10–11 for comprehensive eligibility information.

Plan Highlights:

- You may visit the dentist of your choice, no primary dentist selection requirement.
- There are no specialist referrals.
- Reduced out-of-pocket expenses on covered services and on services not covered
- Coverage provided for most preventive and routine services.
- Choice of over 100,000 participating PDP dentists who agree to accept our negotiated fees as payment in full.
- A \$1,000 maximum orthodontic benefit for dependent children under age 19.

by your benefit plan when you use a participating PDP dentist. (For example, if you or your covered dependent over age 19 visit a participating PDP orthodontist, the orthodontist will extend a negotiated fee for a full course of orthodontic treatment. Contact MetLife for the current rate.)

An Example of Savings When You Visit a Participating PDP Dentist

Take a look, the example below shows how receiving services from a PDP dentist can save you money:

Your dentist says you need a crown, a Type C service:

PDP Negotiated Fee: \$649.00

Dentist's Usual Fee: \$989.00

Please note: This example assumes that your annual deductible has been met.

In-Network		Out-of-Network	
When you receive care from a participating PDP dentist...		When you receive care from a non-participating dentist...	
Negotiated PDP Fee:	\$649.00	Dentist's Usual Fee:	\$989.00
Plan Pays: (50% of \$649.00 PDP Fee)	\$324.50	Plan Pays: (50% of \$649.00 PDP Fee)	\$324.50
Your Out-of-Pocket Cost:	\$324.50	Your Out-of-Pocket Cost:	\$664.50

In this example, **you save \$340.00** (\$664.50–\$324.50) by using a participating PDP dentist.

Limitations, Exclusions, and other Provisions by Type:

Type A (Preventive)

- Oral exams: twice in a year
- Two fluoride treatments, for dependent child to age 16, twice in a year
- Cleaning of teeth (oral prophylaxis): twice in a year
- Full mouth and panorex X-rays: once every 36 months
- Bitewing X-rays: twice in a year
- Space maintainers: limitation of one space maintainer per lifetime per area for premature loss of primary teeth for dependent children to age 19
- Sealants: limitation of one application of sealant material for each non-restored permanent 1st and 2nd molar tooth of a dependent child to age 13, once every 12 months

Type B (Basic)

- Periodontal maintenance where periodontal treatment (including scaling, root planing, and periodontal surgery such as osseous surgery) has been performed. Periodontal maintenance is limited to four times in any year less the number of teeth cleanings received during such 12-month period.

Type C (Major)

- Adjustment of dentures (no earlier than six months after initial installation)
- Initial installation of fixed bridgework
- Initial installation of partial or full removable dentures
- Initial installation of crowns, inlays, and onlays (cast restorations): once every five years

- Dentures and bridgework replacement: 10 years

- Immediate denture replacement: 12 months

- Crown replacement: five years

- Periodontal surgery, including gingivectomy or gingivoplasty, gingival curettage, osseous surgery, bone replacement graft, and guided tissue regeneration once per quadrant every 36 months

- Root canal treatment is limited to once per tooth in a 24-month period

- Surgical Extractions including impactions/Oral Surgery

- Relines and rebases to dentures are limited to one per 24 months (no earlier than six months after initial installation)
- Consultations are limited to once in any six consecutive month period

Type D (Orthodontia) Child Only

- All dental procedures performed in connection with orthodontic treatment are payable as orthodontia
- Initial payment due upon installation of the orthodontic appliance; repetitive payments for the orthodontic adjustments will be made quarterly at the end of the quarter based on the Orthodontic Lifetime Maximum Benefits end at cancellation

Dental Plans

MetLife® Preferred Dentist Program (PDP)



Frequently Asked Questions

What is a participating PDP dentist?

A participating PDP dentist is a general dentist or specialist who has agreed to accept negotiated fees as payment in full for services provided to plan participants. PDP fees typically range from 10% to 35% below the average fees charged by dentists in your area for the same or substantially similar services.

How do I find a participating PDP dentist?

There are over 100,000 participating PDP dentist locations nationwide, including over 22,000 specialist locations. You can get a list of these participating PDP dentists online at www.metlife.com/dental or call 800-GET-MET8 to have a list faxed or mailed to you.

What services are covered by the PDP?

The services covered by the MetLife PDP are those defined under your group dental benefits plan. Please review the plan benefits to learn more.

Does the PDP offer any discounts on non-covered services?

Yes. The PDP in-network discounts do extend even to noncovered services, such as cosmetic dentistry or orthodontia, providing plan participants with savings on these noncovered services as well.

May I choose a nonparticipating dentist?

Yes. You are always free to select the dentist of your choice. However, if you choose a dentist who does not participate in the MetLife PDP, your out-of-pocket expenses may be more, since you will be responsible for paying for any difference between the dentist's fee and your plan's payment. If you receive services from a participating PDP dentist, you are only responsible for the difference between the PDP in-network fee and your plan's payment. **Please note:** Plan designs may vary, so you should always refer to PCS's specific plan to help determine actual out-of-network benefits. As always, plan deductibles must be met.

Can my dentist apply for PDP participation?

Yes. If your current dentist does not participate in the PDP and you'd like to encourage him or her to apply for membership, tell your dentist to visit www.metdental.com, or call 877-MET-DDS9 (638-3379) for an application. Website and phone number are designed for use by dental professionals only.

How are claims processed?

The dentist may submit your claims for you, which helps to reduce your paperwork. You can track your claims online and even receive email alerts when a claim has been processed. If you need a claim form, you can find one online at www.metlife.com/dental or request one by calling 800-GET-MET8.



Dental Plans

MetLife® Preferred Dentist Program (PDP)

Fun Facts

- According to the Academy of General Dentistry, the average person only brushes for 45 to 70 seconds a day; the recommended amount of time is two to three minutes.¹
- If you don't floss your teeth, you miss cleaning 35% of your teeth.²
- Regular dental cleanings can prevent heart attacks.²

¹ www.dentalgentlecare.com/fun_dental_facts.htm, accessed February 2006.

² www.healthplex.com/resources/dental-trivia

Dental Exclusions

1. Temporomandibular joint disorders (TMJ)
2. Services received before coverage begins
3. Services not performed by a dentist, except cleaning and scaling of teeth and fluoride treatments performed by a licensed dental hygienist that is supervised and billed by a dentist
4. Cosmetic services, surgery, or supplies
5. When covered by any Workers' Compensation laws, occupational disease laws, or employer's liability laws, or which an employer is required by law to furnish in whole or in part
6. Which are received through a medical department or similar facility maintained by your employer
7. Home health aids used to prevent decay, such as toothpaste and fluoride gels
8. Appliances or treatment for bruxism (grinding teeth), including, but not limited to, occlusal guards and night guards
9. Duplicate appliances or duplicate prosthetic devices
10. Received where no charge would have been made in the absence of dental expense benefits, or which are not required to be paid
11. Materials or services that are experimental under generally accepted dental standards
12. Received as a result of dental disease, defect, or injury due to an act of war, or a warlike act in time of peace, which occurs while coverage is in effect
13. Instruction for oral care such as hygiene or diet
14. Periodontal splinting
15. Benefits otherwise provided under your employer's plan or any other plan that your employer or an affiliate contributes to or sponsors
16. Charges for broken appointments or for completing dental forms
17. Sterilization supplies
18. Furnished by a family member
19. For Type C Expenses: 1) replacement of a lost, missing, or stolen crown, bridge, or denture; 2) initial installation of a denture or bridgework to replace one or more natural teeth lost before the dental expense benefits started; 3) replacement of an existing crown, removable denture, or fixed bridgework unless it is needed because the existing crown, denture, or bridgework can no longer be used and was installed at least (five years for crowns; 10 years for dentures) prior for crowns to its replacement; 4) replacement of existing immediate temporary full denture by a new permanent full denture unless: (a) the existing denture cannot be made permanent; and (b) the permanent denture is installed within 12 months after the existing denture was installed.
20. Adjustment of a denture or bridgework that is made within six months after installation by the same dentist who installed it
21. Temporary or provisional restorations and appliances

Dental Plans

MetLife® Preferred Dentist Program (PDP)



Covered Benefits Limitations

The fact that a dentist recommends a dental service does not mean that dental expense benefits will be paid under the Pinellas County Schools plan. Dental expense benefits will be based on the most cost-effective materials and methods of treatment that meet generally accepted dental standards. MetLife's dental consultants may review dental expense benefits to decide whether the dental service is necessary in terms of generally accepted dental standards for the purpose of determining whether dental expense benefits are payable under the Pinellas County Schools plan.

Coordination of Benefits

The Pinellas County Schools plan contains a coordination of benefits clause that reduces the dental expense benefits payable by the amount of benefits received from the other group, employer, or government-sponsored plans.

Cancellation/Termination of Benefits

Coverage is provided under a group insurance policy (Policy form G.2130-S) issued by MetLife. Coverage terminates when your employment ceases, when your dental contributions cease, or upon termination of the group contract by the policyholder upon prior written notice to MetLife. The group policy may be discontinued by MetLife for nonpayment of premium or if participation requirements are not met. Coverage is made available under master group insurance policy number 95682.



Vision Plan

EyeMed Advantage Plan

The Vision of Good Health

Periodic eye examinations are an important part of routine preventive health care.

Because many eye and vision conditions have no obvious symptoms, employees may be unaware they have problems. Early detection and treatment is critical for maintaining good vision and preventing permanent vision loss. Eye exams can detect symptoms for diseases such as diabetes, hypertension, glaucoma, cataracts, and macular degeneration.

This is why Pinellas County Schools offers quality vision care for you and your family through the EyeMed Vision Care Plan.

Who Is Eligible?

All employees who meet the eligibility criteria listed on page 9 are eligible for vision coverage. During your initial enrollment period as a new employee, you can enroll in free employee-only vision coverage. You can enroll your eligible dependents and pay the additional cost for their coverage. Or, if you decline medical coverage and enroll yourself and your dependents in vision coverage, you can offset the cost of dependent vision coverage with Board credits.

Eligible dependents include your spouse and/or your eligible children through the end of the year in which they reach age 26. See pages 10–11 for more information about dependent coverage and eligibility.

How Does the Plan Work?

Members can select any optometrist or ophthalmologist in the EyeMed Vision Care Advantage network. At the time of your appointment, you will pay the applicable co-pay(s) for your exam and your eyeglasses or contacts, plus the co-pay(s) for any extra covered option(s) you select. There are no forms to complete or claims to file when you use EyeMed in-network providers.

You can go to an out-of-network provider, but you will pay a higher amount. You will pay the out-of-network provider in full at the time of your visit and then submit your receipts to EyeMed for reimbursement. Your final cost will be based on the out-of-network reimbursement schedule.

The vision benefits are detailed on the next page.

Questions?

Call EyeMed Vision Care
Customer Service
866-299-1358

Monday – Saturday,
7:30 a.m. – 11:00 p.m. ET
Sunday, 11:00 a.m. – 8:00 p.m. ET

Or

Visit www.eyemed.com
to view benefits, check claims,
and access other services.



EyeMed Vision Care Plan Benefits

Eligible employees and their covered dependents may receive the following benefits from network providers.

When You Use Participating In-Network Providers

Basic Benefits	
Frequency (based on calendar year)	
Vision Exam	Once per calendar year
Lenses or Contact Lenses	Once per calendar year
Frame	Every other calendar year
Benefit	In-Network Provider
Exam with Dilation As necessary	\$10 co-pay
Eyeglass Lenses	
Single Vision	\$15 co-pay
Bifocal	\$15 co-pay
Trifocal	\$15 co-pay
Standard Progressive	\$50 co-pay
Frames (You receive 20% off the balance over \$110)	\$110 allowance
Contact Lenses	
Conventional (You receive 15% off the balance over \$110)	\$110 allowance
Disposable (You pay full amount over \$110)	\$110 allowance
Medically Necessary	Paid in full

Contact Lenses Allowance

If you prefer contact lenses instead of eyeglasses, a contact lens allowance is provided instead of (not in addition to) your eyeglass lens benefit.

In addition to your \$10 co-pay for your comprehensive eye exam, you are responsible for the contact lens fitting fees up to \$40. If your contact lens fitting is more extensive, you will receive a 10% discount on the cost of a premium fitting.

Contact Lenses

Standard contact lens fit—Applications of clear, soft, spherical (astigmatism less than .75D), daily-wear contact lenses for single-vision prescriptions—does not include extended/overnight wear. Standard fit includes:

- Disposable
- Conventional
- Daily
- Replacement

Premium contact lens fit—More complex applications, including but not limited to toric (astigmatism .62D or higher), bifocal/multifocal, cosmetic color, postsurgical, and gas-permeable—does include extended/overnight wear for any prescription. Premium fit includes:

- Cosmetic color
- Toric
- Multifocal; includes monovision
- Continuous wear
- RGP (Rigid Glass Permeable) lens
- Post-surgical and gas-permeable

In-Network Discounts

EyeMed provides an in-network discount on products and services once your in-network benefits for the applicable benefit period have been used. The in-network discounts are as follows:

- 40% off a complete pair of eyeglasses (including prescription sunglasses)
- 15% off conventional contact lenses
- 20% off items not covered by the plan at in-network providers



Vision Plan

EyeMed Advantage Plan

Additional Plan Costs and Discounts

Lens options are available at discounted rates. Following are a few options available at participating network providers.

- UV coating \$12
- Scratch resistant coating \$12
- Polycarbonate \$30
- Antireflective coating \$10
- Transitions \$50

LASIK Benefits

As an EyeMed member, you are eligible for a 15% discount off of retail prices or 5% off of promotional prices for LASIK or PRK from the U.S. Laser Network owned and operated by LCA Vision.

When You Visit a Nonparticipating Provider

Eligible employees and their covered dependents may receive the following features and **be reimbursed** according to the following chart.

Reimbursement Benefits

Frequency (based on calendar year)	
Vision Exam	Once per calendar year
Eyeglass or Contact Lenses	Once per calendar year
Frame	Every other calendar year
Benefit	Reimbursement
Exam with Dilation As necessary	Up to \$35
Eyeglass Lenses	
Single Vision	Up to \$35
Bifocal	Up to \$40
Trifocal	Up to \$60
Frames	Up to \$55
Contact Lenses	
Elective (conventional or disposable)	\$90
Medically Necessary	\$210

Nonparticipating provider claims can be mailed to:

EyeMed Vision Care
P.O. Box 8504
Mason, OH 45040-7111

About EyeMed Providers

EyeMed providers are independent eye care professionals who have contracted with EyeMed to provide services at negotiated rates. The EyeMed plan emphasizes high- quality routine eye care from a network of independent eye care professionals. Retail store providers include LensCrafters®, Sears Optical™, Target Optical®, JCPenney® Optical, and most Pearle Vision locations. Please check the provider directory available on the EyeMed Vision Care website before making your first appointment.

Benefits are the same at all participating providers, no matter where they're located or the amount they would otherwise charge.

How to Find a Provider

To find an EyeMed provider with convenient hours and locations, you can call 888-203-7437 or use the provider locator tool at www.eyemed.com to find a provider in your area. Choose the Advantage network in the drop down box.

Life and AD&D Insurance Introduction



Life Insurance

While no amount of income can compensate for the death of a family member, it is comforting to know that survivors are able to meet family financial obligations through a sound life insurance program.

Your BENEFlex life insurance program includes:

- Basic Employee Term Life
- Optional Employee Term Life
- Optional Dependent Term Life (Spouse)
- Optional Dependent Term Life (Child[ren])
- Optional Family Term Life

Pinellas County Schools provides Basic Employee Life insurance coverage—through The Standard Insurance Company (The Standard)—of one times your annual base salary, rounded up to the next \$1,000, with minimum coverage of \$15,000. For example:

Annual salary	Basic coverage is:
\$12,000	\$15,000 <i>(minimum \$15,000 coverage)</i>
\$25,000	\$25,000 <i>(one times your annual base salary)</i>
\$27,750	\$28,000 <i>(rounded up to next \$1,000)</i>

Optional Term Life coverage provides options of up to \$500,000 for you and \$100,000 for your spouse.

Life insurance coverage is issued by The Standard.

AD&D Insurance

Each year, more than 95,000 Americans lose their lives to accidents, the fourth leading cause of death in this country. For workers under age 38—when they are at their peak earning years for establishing a comfortable standard of living—accidents are the leading cause of death.

Even if you are extremely careful and safety-conscious—on the job, on the road, at home, or on vacation—you cannot always control the circumstances that could place you in danger of an accident. Furthermore, it is very difficult to evaluate in advance the extent to which an accident could affect your family’s financial security.

The Accidental Death & Dismemberment (AD&D) Plan may help you and your family deal with some of the financial consequences of an accident.

Your AD&D insurance includes:

- Basic Employee AD&D of \$2,000
- Optional AD&D for you, or you and your family

More Information...

The Life and AD&D plans’ main provisions, range of benefits, and affordable group premium rates are outlined over the next several pages. Read them carefully before deciding whether this plan is right for you and your family.

AD&D insurance coverage is issued by The Standard.



Life and AD&D Insurance

Life Insurance—Employee

Covers	Employee
Amount of Coverage¹	Basic Employee Term Life: One times your annual base salary, rounded up to the next \$1,000 with a minimum benefit of \$15,000 and maximum benefit of \$200,000 Optional Employee Term Life: \$10,000 minimum, up to \$200,000 in \$10,000 increments, or \$250,000 up to \$500,000 maximum in \$50,000 increments
Cost	Basic Employee Term Life: None Optional Employee Term Life: Age based, see the rate schedule on page 6, premiums are based on your age as of January 1
Actively at Work	Yes
Medical Evidence	Basic Employee Term Life: Health questions not required Optional Employee Term Life: Medical history questionnaire required; new hires may select up to \$100,000 with no questions during the initial new hire enrollment period only

Life Insurance—Dependents

Optional Family Term Life

Covers	Spouse and eligible children (see page 67 for eligibility requirements)
Amount of Coverage	\$5,000/dependent
Cost	See rate schedule on page 6
Board Contribution	You may not use
Actively at Work	Yes
Medical Evidence	Spouse: No health questions required Child(ren): No health questions required

Optional Dependent Term Life (Spouse and/or Child[ren])

Covers	Spouse² and/or child(ren)
Amount of Coverage	Spouse: \$10,000 increments up to the \$100,000 maximum.* Child(ren): \$2,000 increments up to the \$10,000 maximum
Cost	See rate schedule on page 6; premiums for spouse coverage are based on the individual's age as of January 1
Board Contribution	You may not use
Actively at Work	Yes
Medical Evidence	Spouse: Medical history questionnaire required Child(ren): No health questions required

Beneficiaries must be listed on the Enrollment and Change form and may be changed at any time by submitting a new Enrollment and Change form online.

¹ Amounts of employer-provided insurance in excess of \$50,000 are subject to taxation under Section 79 of the Internal Revenue Code. The tax is based on the value of the coverage as determined by rates established in the Internal Revenue Code.

² Optional spouse coverage may be written without employee

* The total amount of spouse coverage cannot exceed the employee's total life insurance coverage (basic plus any optional employee life).

Life and AD&D Insurance



Accidental Death & Dismemberment Insurance

Basic Employee AD&D

Covers	Employee
Amount of Coverage	\$2,000
Cost	None

Optional AD&D—Employee Only

Covers	Employee
Amount of Coverage	\$50,000, \$100,000, \$200,000, or \$300,000
Cost	See rate schedule on page 6
Board Contribution	You may use

Optional AD&D—Employee and Family

Covers	Employee and Family
Amount of Coverage	Employee: \$50,000, \$100,000, \$200,000, or \$300,000 Spouse only: 50% of employee's coverage Child(ren) only: 15% of employee's coverage Spouse and Child(ren): 40% and 10%, respectively, of employee's coverage
Cost	See rate schedule on page 6
Board Contribution	You may use



Life and AD&D Insurance

Life Insurance—Employee

Employee Term Life Insurance

Basic Employee Term Life

Pinellas County Schools offers Basic Term Life insurance *at no cost to you*. No evidence of good health is required, and you are automatically enrolled. Coverage amounts in excess of \$50,000 are subject to taxation under Section 79 of the Internal Revenue Code.

Optional Employee Term Life

Pinellas County Schools offers you the opportunity to enroll in a group **Optional Term Life** insurance plan. You pay the cost of this optional coverage.

Eligibility to Participate

You must be an active, full-time employee working at least 30 hours per week or a job-share employee at Pinellas County Schools.

Coverage Amounts

Basic Employee Term Life: You are automatically enrolled for an amount equal to one times your annual base salary, rounded to the next higher \$1,000, up to a maximum of \$200,000. Your guaranteed minimum amount of coverage is \$15,000.

Optional Employee Term Life: You may purchase up to \$200,000 of coverage in increments of \$10,000 or \$250,000, up to a maximum of \$500,000 in increments of \$50,000.

Reduction/Termination of Coverage

At age 70, your coverage will be reduced to 65% of your amount before age 70. At age 75, your coverage will be reduced to 45% of your amount before age 70. At age 80, your coverage will be reduced to 30% of your amount before age 70. This coverage will end on termination of employment, but you may convert to an individual life insurance policy through The Standard.

Accelerated Benefit Option

If you provide satisfactory proof that you are terminally ill with a life expectancy of 12 months or less, you may elect to receive up to 75% of your combined Basic and Optional Employee Term Life while still living, up to a maximum of \$500,000. This benefit is only available once and is payable in a lump sum or 12 monthly installments. The death benefit payable to your beneficiary will be reduced by the amount you elect under this option.

Premium Continuation

If you are totally disabled and wish to continue your life insurance, contact Risk Management and Insurance at 727-588-6197.

Guaranteed Coverage/Medical Evidence Requirements (Optional Employee Term Life Only)

New Hires: Certain coverage is available without providing evidence of good health. If you enroll within 31 days of your date of eligibility, your guaranteed coverage amount is \$100,000. You must provide evidence of good health for coverage amounts greater than \$100,000.

Current Employees: If you enroll or change your coverage at any time you must provide evidence of good health for all amounts.

Portability: If your employment ends, you may receive similar Optional Term Life coverage under the portability provision, provided you are less than age 65. You will be advised of the cost of this coverage.

Imputed Income

Federal regulations require payment of income and Social Security taxes on the value of your total life insurance (basic plus optional coverage you purchase) in excess of \$50,000. This value is known as "imputed income." To determine the value of your total insurance coverage that is more than \$50,000, the IRS uses a table that is based in part on your age. As you get older, the value of your life insurance increases.

Life and AD&D Insurance

Life Insurance—Employee (continued) and Dependents



As a result, older employees with a high amount of life insurance will have more imputed income (and correspondingly more to pay in taxes) than younger employees.

If you are subject to imputed income, the value of this additional amount, as determined by the IRS, will be added to your W-2 statement and taxed as ordinary income.

Although imputed income tax applies only to the value of School Board-paid life insurance over \$50,000, it is important to have enough protection for your family. Remember, too, that additional life insurance for you under BENEFlex is offered at competitive rates: and any payroll deductions you may be required to make are with tax-free dollars.

Life Insurance for Your Dependents

Pinellas County Schools offers you the opportunity to enroll your dependents in two group Optional Term Life insurance plans. You pay the cost of this optional coverage. (The Board Contribution cannot be used, and the premium is deducted on an after-tax basis.)

Dependents are your legally married spouse (not separated or divorced) and eligible children beginning at live birth up to the end of the calendar year in which they reach age 26. Eligible children include your legally adopted children, stepchildren, and foster children who depend on you for support. If your spouse or dependent child is confined for medical care or treatment at home or elsewhere, coverage will begin when confinement ends. **If your spouse is an employee, or a Pinellas County Schools retiree, he/she cannot be covered as a dependent.** Spouse coverage will terminate at age 70. If your employment ends, your spouse and dependent children may receive similar Optional Dependent Term Life coverage under the portability provision. You must purchase portable group life insurance coverage for yourself in order to purchase any other insurance for your dependents. You will be advised of the cost of this coverage.

Optional Family Term Life

Eligibility to Participate

You do not need to be enrolled in Optional Employee Term Life for your spouse and dependent children to enroll in Optional Family Term Life. Optional Family Term Life is a package plan that covers all dependents for one premium amount.

Coverage Amounts

You may enroll your spouse and dependent children for coverage in the amount of \$5,000 for each dependent. Optional Family Term Life coverage has one premium rate that covers your spouse and/or all eligible children.

Guaranteed Coverage/Medical Evidence Requirements

Coverage amounts for spouse and child(ren) are guaranteed and not subject to evidence of good health. In addition, you may only enroll your eligible dependents in this plan during Annual Enrollment or within 31 days of a qualifying life event.

Optional Dependent Term Life (Spouse and/or Child)

Eligibility to Participate

You may enroll your spouse in Optional Dependent Term Life, regardless of your enrollment status in Optional Employee Term Life. You may elect this option for your spouse, your children, or both spouse and children.



Life and AD&D Insurance Dependents (continued) and AD&D Insurance

Coverage Amounts

Spouse: You may enroll your spouse for coverage in increments of \$10,000 up to a maximum of \$100,000.*

Children: You may enroll your dependent children for coverage in increments of \$2,000, up to a maximum of \$10,000. Optional Dependent Term Life coverage has one premium rate that covers all eligible children.

Medical Evidence Requirements

Your spouse must provide evidence of good health satisfactory to The Standard for all coverage amounts. Coverage amounts for child(ren) are guaranteed.

* The total amount of spouse coverage cannot exceed the employee's total life insurance coverage (basic plus any optional employee life).

Living Benefit Option

If your spouse provides satisfactory proof that he/she is terminally ill with a life expectancy of 12 months or less, he or she may elect to receive up to 75% of his or her term life benefit while still living, up to a maximum of \$75,000. This benefit is only available once and is payable in a lump sum or 12 monthly installments. The death benefit payable to the beneficiary will be reduced by the amount he or she elects under this option.

AD&D Insurance

Pinellas County Schools offers you basic Employee Accidental Death & Dismemberment (AD&D) insurance *at no cost to you*. You are automatically enrolled for a coverage amount of \$2,000.

In addition, Pinellas County Schools offers you and your dependents the opportunity to enroll in a group Optional AD&D insurance plan. Optional AD&D provides a benefit for loss of life and certain injuries resulting from a covered accident. Loss of life benefits are paid in addition to Optional Employee and Dependent Term Life. You pay the cost of this optional coverage and you may use the Board Contribution to pay for this coverage. Premium deductions are taken out on a pre-tax basis.

Eligibility to Participate

You must be an active, full-time employee working at least 30 hours per week or a job-share employee at Pinellas County Schools to enroll for Optional AD&D. Your dependents are eligible if you are enrolled in Optional AD&D. You do not need to provide evidence of good health to enroll in Optional AD&D.

Coverage Amounts

You are automatically enrolled for a coverage amount of \$2,000.

You may enroll for Optional AD&D in a coverage amount of \$50,000, \$100,000, \$200,000, or \$300,000.

Coverage for your spouse and dependent children is as follows:

- **Spouse Only:** 50% of your coverage amount.
- **Children Only:** 15% of your coverage amount for each child, not to exceed your coverage amount.
- **Spouse and Children:** 40% of your coverage amount for your spouse and 10% of your coverage amount for each child.

Reduction/Termination of Coverage

At age 70, your coverage will be reduced to 65% of your amount before age 70. At age 75, coverage will be reduced to 45% of your amount before age 70. At age 80, your coverage will be reduced to 30% of your amount before age 70. This coverage will end on your termination of employment or retirement. Spouse coverage will terminate at age 70.

Life and AD&D Insurance

AD&D Insurance



Standard Benefits

Benefits are paid at certain percentages of your coverage amount for specific accidental losses as indicated below (no more than 100% of your coverage amount is payable for all losses due to the same accident):

Accidental Losses	Benefits
Life.....	100%
Sight in both eyes.....	100%
Both hands or both feet.....	100%
One hand and one foot.....	100%
One hand or one foot and sight in one eye	100%
Speech and hearing in both ears.....	100%
Quadriplegia.....	100%
Paraplegia.....	75%
Hemiplegia.....	50%
One hand or one foot.....	50%
Sight in one eye.....	50%
Speech.....	50%
Hearing in both ears	50%
Thumb and index finger on the same hand.....	25%

Seat Belt Benefit

The plan pays an additional benefit equal to the amount of the AD&D benefit for the loss of life, up to a maximum of \$10,000.

Air Bag Benefit

The plan pays an additional benefit equal to the amount of the AD&D benefit for the loss of life, up to a maximum of \$5,000 (only payable if a seat belt benefit is paid), if an accidental death occurs while you or your covered dependent is riding in an automobile equipped with an air bag system, and you or your covered dependent is wearing a seat belt in the prescribed manner.

Loss Due to Coma

The plan pays 1% of the coverage amount for each month you or your covered dependent remains in a coma that results from a covered accident. The coma must be total, continuous, permanent, begin within 365 days of the accident, and last for at least 21 days. This benefit is payable for up to 11 months while you or your covered dependent remains in a coma.

Occupational Assault Benefit

The plan provides an additional benefit if a member suffers a covered loss by an act of physical violence while actively at work. Lesser of \$25,000 or 50% of the AD&D benefit.

Career Adjustment Benefit

The plan reimburses tuition expenses incurred by the spouse within 36 months from date of member's death. The maximum benefit is \$5,000 per year not to exceed a cumulative total of the lesser of \$10,000 or 25% of AD&D life benefit.

Higher Education Benefit

The plan reimburses tuition expenses incurred by a child within 12 months of the member's death. The maximum benefit is \$5,000 per year for four years not to exceed a cumulative total of the lesser of \$20,000 or 25% of the AD&D benefit.

Child Care Benefit

The plan reimburses child care expenses incurred within 36 months from date of member's death. The maximum benefit is \$5,000 per year not to exceed a cumulative total of the lesser of \$10,000 or 25% of AD&D life benefit.



Life and AD&D Insurance

AD&D Insurance

Disappearance

The plan allows an AD&D benefit to be paid if loss of life is due to a disappearance reasonably resulting from an accident and the disappearance continues for 365 days.

Exposure

The plan allows an AD&D benefit to be paid if loss is due to accidental exposure to adverse weather conditions.

Common Accident Benefit

The plan pays an additional benefit if both you and your spouse die as a result of the same accident for which AD&D insurance benefits are payable for the loss of both lives. The benefit will be paid in equal shares to each surviving child. In the event a common disaster benefit is payable, the amount is the lesser of \$500,000 or the amount of the AD&D insurance benefit payable for the loss of the employee's life minus the spouse's life.

Exclusions

You are not covered for a loss caused or contributed to by:

1. War or act of war
2. Suicide or intentional self-inflicted injury, while sane or insane
3. Committing or attempting to commit assault or a felony, or actively participating in a riot or violent disorder
4. Voluntary use of poison, chemical compounds, alcohol, or drugs unless consumed according to the directions of a physician
5. Sickness or pregnancy existing at the time of the accident
6. Medical or surgical treatment or diagnostic procedure for any of the above
7. Heart attack or stroke
8. Boarding, leaving or being in or on any kind of aircraft, unless the employee is a fare-paying passenger on a commercial aircraft

Life Insurance Certificate of Coverage Insured by The Standard Insurance Company

A Certificate of Coverage, which includes the entire plan provisions, exclusions, and limitations, is available on the Risk Management and Insurance Department website (www.pcsb.org/risk-benefits) or by contacting the Risk Management and Insurance Department directly.

Policy #755556

Basic Employee Term Life, Basic AD&D, Optional Employee Term Life, Optional Dependent Term Life, and Optional AD&D coverages are underwritten by The Standard Insurance Company. This section is intended to be a summary of your benefits and does not include all plan provisions, exclusions and limitations. If there is a discrepancy between this document and the Group Contract/Booklet-Certificate issued by The Standard Insurance Company, the terms of the Group Contract will govern. Contract provisions may vary by state. Contract series 83500. IFS A108213 Ed. 8/05

Disability Insurance Plans



Most of us depend on our paychecks to keep our lives running smoothly. What would we do if illness or injury kept us out of work for a long time and those paychecks stopped? It is something we do not like to think about, but it could happen.

Your BENEFlex program offers both Short- and Long-term Disability coverage.

Short-term Disability Plan (Base Plan)

Covers	Employee
Coverage	Provides benefits for up to two years for disability due to illness, or up to five years for disability due to injury
Cost	See rate schedule, page 7

Elimination Period (Waiting Period) means a period of consecutive days of disability for which no benefit is payable. The Elimination Period begins the first day of your disability. Benefits begin the day following the end of the Elimination Period.

The plan provides the following options for your Elimination Period:

- 15 consecutive days for disability due to sickness or injury;
- 30 consecutive days for disability due to sickness or injury; or
- 60 days consecutive days for disability due to sickness or injury

Your Elimination Period would be the option you elect on the most recent Enrollment Form or during the last Annual Enrollment.

Long-term Disability (LTD)

Covers	Employee
Coverage	Provides benefits for disabilities that extend beyond the Base Plan
Cost	See rate schedule, page 7

- You **must** be enrolled in the Short-term (Base) Plan to enroll in the Long-term (LTD) Plan. Evidence of Insurability satisfactory to Sun Life is required for all late entrants.
- Evidence of Insurability is waived for new benefits-eligible employees who apply within 31 days of date of hire.
- Your LTD election cannot exceed your STD coverage.

Benefits received under the disability plans may be subject to federal income tax and will be integrated with Workers' Compensation.

Income Tax Consideration

When you enroll in Short- or Long-term Disability, your payroll deductions are automatically deducted on a pre-tax basis, along with all of your other benefit deductions (except Optional Life Insurance). This means that any disability benefit you receive will be subject to federal income taxes unless you elect to have your premiums deducted on an after-tax basis, in which case all your payroll deductions for all benefits will be taken on an after-tax basis.

Who Is Eligible?

All Pinellas County Schools and Pinellas County Education Foundation employees who work 30 hours or more each week (includes job-sharing employees) and who are actively working full time on the date of enrollment are eligible to apply.

Evidence of Insurability is waived for new benefits-eligible employees who apply for coverage within 31 days of the date of hire.

If you decline coverage during your initial enrollment period, subsequent requests for coverage will be subject to medical underwriting.

Your Effective Date

Your coverage will take effect on the first of the month following 60 days in an eligible status. If Evidence of Insurability is required, your new coverage will take effect on the first of the following month of the approved effective date after the insurance company approves your application. If you are not actively at work on the date your coverage is to take effect, you will not become insured until the date you return to full-time, active duty.

Disability Benefits During Pregnancy

The plan provides coverage for a disability period up to six weeks post-partum for an uncomplicated pregnancy, and up to eight weeks post-partum for a cesarean delivery, providing that certification of disability is submitted by the attending physician.

An application for disability benefits prior to the actual delivery date requires review of medical documentation to determine if benefits are payable under the plan.

Please note: To be eligible for benefits under the plan, you must meet the plan definition of disability and all other provisions of the plan, including pre-existing conditions, when applicable. Benefits are subject to an Elimination Period.



Disability Insurance Plans

Short-term Disability Plan (Base Plan)

Eligibility

Eligible employees who work at least 30 hours per week (including job sharing) and who are actively working full time on the date of enrollment are eligible to apply. Monthly benefits range from \$400 to \$5,000 per month.

A. Accident Insurance Benefit

Payable for disability resulting from a covered accident starting after the applicable waiting period not to exceed 60 months for any one period of disability.

B. Sickness Insurance Benefit

Payable for disabilities resulting from a covered sickness starting after the applicable waiting period and continuing for a period of time not to exceed 24 months for any one period of disability.

These benefits will also be paid for those days of the waiting period that you are confined in a lawfully operated hospital.

C. Increased When Hospitalized

Payable for disabilities for no more than two months for any one continuous period of disability while confined to any lawfully operated hospital; i.e., **the monthly benefits otherwise payable are doubled.**

D. Nondisabling Injury Benefit: \$100

A benefit will be paid in the amount of the actual charge made by the doctor for medical treatment required and received within 48 hours after any accident that does not cause disability, not to exceed \$100 for any one accident.

E. Accidental Death and Dismemberment Benefits

Payable in the event of loss through accidental bodily injury of both hands, both feet, the sight of both eyes, loss of any two such members, or loss of life. One-half the benefit selected is payable for the loss of a hand, a foot, or the sight of an eye.

The Accidental Death & Dismemberment benefit is doubled if the loss occurs while you are in or on public transportation as a passenger.

The Accidental Death & Dismemberment benefit increases 10% of the original amount each year for five years, provided your coverage is continuously in force and premium is paid when due.

The Accidental Death & Dismemberment benefit is payable only for loss that occurs within 90 days of the date of the accident unless state statutes require otherwise. Losses due to suicide or attempted suicide and losses due to intentional, self-inflicted injuries are not covered. If more than one specified loss results from any one accident, only the specified total loss for the largest amount will be paid. The Accidental Death & Dismemberment benefit is paid in addition to the disability benefit that may be payable.

Base Plan Schedule of Benefits

You may select one of the benefit levels outlined below, provided the Monthly Disability Benefit does not exceed 66⅔% of your regular monthly salary.*

If Your Annual Base Salary Is at Least	You are Eligible for a Maximum Disability Benefit	Total Monthly Benefit When Hospitalized	Accidental Death & Dismemberment Benefit
\$ 7,200	\$ 400	\$ 800	\$ 4,000
10,800	600	1,200	6,000
14,400	800	1,600	8,000
18,000	1,000	2,000	10,000
21,600	1,200	2,400	12,000
25,200	1,400	2,800	14,000
28,800	1,600	3,200	16,000
32,400	1,800	3,600	18,000
37,800	2,100	4,200	21,000
43,200	2,400	4,800	24,000
48,600	2,700	5,400	27,000
54,000	3,000	6,000	30,000
63,000	3,500	7,000	35,000
72,000	4,000	8,000	40,000
81,000	4,500	9,000	45,000
90,000	5,000	10,000	50,000

* Your monthly benefit may be reduced by other income benefits and disability earnings.

Disability Insurance Plans

Short-term Disability Plan (Base Plan)



F. Integration with Other Income Benefits

If you are entitled to Short-term Disability benefits under this plan and you have the right to benefits under any Workers' Compensation law or similar law, the disability benefits payable under this policy will be reduced by the amount of benefits received from any Workers' Compensation or similar law. In no event will the monthly disability benefits under this policy be reduced to less than 25% of the amount of the benefit otherwise payable.

G. Pre-Existing Conditions Exclusion

Benefits will not be paid at any time for a period of disability occurring in the first 12 months that your insurance or an increased benefit amount is in effect, if that disability was caused or contributed by an accidental injury or sickness for which you did any of the following in the six months before your insurance became effective:

- a. Received medical treatment
- b. Took prescribed drugs
- c. Consulted a doctor

Definition of Disability:

Total Disability

- a. You are considered totally disabled if you are unable to perform the material and substantial duties of your regular occupation.
- b. If school is not in session: You would be unable to perform the material and substantial duties of your regular occupation if school were in session; or
- c. If on a Leave of Absence: You would be unable to perform the material and substantial duties of your regular occupation if you were required to work; and
- d. You are under the regular care of a doctor.

Partial Disability

You are considered partially disabled if, due to your sickness or injury, you are:

- a. Able to perform one or more, but not all, of the material and substantial duties of your regular occupation or any occupation for which you are or become fitted by education, training, and experience on a full-time or a part-time basis; or
- b. Able to perform all of the material and substantial duties of your regular occupation or any occupation for which you are or become fitted by education, training, and experience on a part-time basis; and
- c. Under the regular care of a doctor; and
- d. Earning less than 80% of your monthly salary.



Disability Insurance Plans

Long-term Disability Plan (LTD)

If you enroll in the **Short-term Disability Plan (Base Plan)** you may also enroll in the **Long-term Disability Plan (LTD)**.

Long-term Disability Insurance Benefits

The monthly benefits (adjusted as described in “Limitations, Exceptions, Reductions, and Other Important Information,” pages 75–76) for the Long-term Disability Plan are payable starting after the benefits of the Base Plan have expired, but in no event prior to five years of accident disability or two years of sickness disability. The adjusted monthly benefit will continue to be payable for disability for the longest of the following benefit periods: (a) to age 65, (b) until payment under the Base Plan and the Long-term Disability Plan totals four years, but not beyond age 70, or at least (c) one year under the Long-term Disability Plan.

Total Disability

You are considered to be totally disabled if you are under the regular care of a doctor and you are unable to perform the duties of any occupation for which you are reasonably fitted by education or experience.

Long-term Disability Plan Schedule of Benefits

Your benefit level may not exceed $66\frac{2}{3}\%$ of your regular monthly salary. Additionally the LTD level selected may not exceed the level you selected under the Base Plan.*

If your annual base salary is at least	Accident and Sickness Monthly Disability Benefit**
\$ 7,200	\$ 400
10,800	600
14,400	800
18,000	1,000
21,600	1,200
25,200	1,400
28,800	1,600
32,400	1,800
37,800	2,100
43,200	2,400
48,600	2,700
54,000	3,000
63,000	3,500
72,000	4,000
81,000	4,500
90,000	5,000

* Your monthly benefit may be reduced by other income benefits or disability earnings.

** Evidence of Insurability is waived for new benefits-eligible employees who apply within 31 days of coverage. Your LTD election cannot exceed your STD coverage.

Disability Insurance Plans



Limitations, Exceptions, Reductions, and Other Important Information

Integration of Benefits

Monthly benefits under this plan shall be **reduced** by the following income sources:

- a. Any group disability insurance plan
- b. Social Security (including Primary and Dependents benefits)
- c. State Teachers' Retirement or Disability Plan
- d. Workers' Compensation or similar laws
- e. Any other program providing disability or retirement benefits

The insurance company will offset against any of these benefits that you are entitled to receive whether or not you applied for them. However, the benefits under this plan will not be reduced to less than 25% of the amount of the benefit otherwise payable.

If the Social Security Act is amended to increase the Old Age, Survivors, and Disability Insurance Benefits while you are receiving monthly benefits under this plan, the amount of the increase will be disregarded in computing the benefit payable under this plan during your current period of disability.

Accident Defined

The term "accident" means bodily injury, caused by an accident, which in and of itself results in a disability within 90 days. Benefits will be payable only if the injury occurs while this insurance is in effect.

Sickness Defined

The term "sickness" means any cause of disability not excluded under "Important Information" that does not qualify as an accident. Sickness also includes pregnancy, childbirth, abortion, and related medical conditions.

Medical Treatment

To be eligible for benefits you must receive regular, personal medical treatment from a licensed physician.

Monthly Salary Defined

For the purpose of determining the percentage of salary limitation, monthly salary shall be annual salary from the Board of Education divided by 12. Daily benefits are computed by dividing the monthly benefit by 30.

Mental or Emotional Disorder Defined

Disability benefits due to a mental or emotional disease or disorder of any kind will be limited to a period not to exceed two years. Thereafter, benefits will be payable during a continuance of any such disability only when you are confined in a hospital or other institution qualified to provide care and treatment for such disability. When so confined for at least 14 consecutive days, the disability benefit will again be payable during the further continuance of total disability for a maximum of 90 days after termination of such confinement.

What Is Not Covered

This insurance does not cover any loss caused by suicide or attempted suicide, disabilities resulting from alcoholism or drug abuse, intentionally self-inflicted injuries, or war or acts of war, whether declared or undeclared.

Benefits will not be paid at any time for a period of disability occurring in the first 12 months that your insurance or an increased benefit amount is in effect, if that disability was caused or contributed by an accidental injury or sickness for which you did any of the following in the six months before your insurance became effective:

- a. Received medical treatment
- b. Took prescribed drugs
- c. Consulted a doctor

If you cease to be insured, we will, at your request, return any unearned premium to you.



Disability Insurance Plans

Additional Benefits (Applies to Base, HIP, and LTD Plans)

Waiver of Premium

Under the Base Plan, if you are disabled and entitled to payment of benefits under the plan for three consecutive months, your premium, which becomes due during the remaining compensable period of disability, will be waived. Waiver of premium will cease on the earlier of (1) the date disability ceases, or (2) the date the maximum benefit period has expired. Premium for HIP and LTD Plans will be waived simultaneously with premium for the Base Plan. After waiver of premium ceases; you may continue your insurance by resuming payments on the first premium due date on or after you return to work.

Return to Duty Provision (Base and LTD)

Under the Base Plan and LTD Plan, if following a period of disability, you return to full-time, active duty for six consecutive months or more, any subsequent disability will be treated as a new disability even if the subsequent disability results from the same cause.

Leaves of Absence

Your insurance under the Base Plan, HIP, and LTD Plan may be continued for up to two years during a Board-approved leave of absence, such as:

- a. Travel or study
- b. Parental leave (for the birth or adoption of your child) or family leave (for the required care of your child, parent, spouse, or sibling) or for the duration of any leave of absence granted by your employer as required by the Family Medical and Leave Act of 1993 or similar state laws.

You must continue premium payments except when the waiver of premium provision applies.

Successive Period Interval (HIP)

Successive periods of hospital confinement for the same cause must be separated by at least 90 days or they will be considered one period of confinement.

Sun Life Employee Benefits Insurance Company

Underwritten by Union Security Insurance Company

For claims service, contact:

Disability RMS • Claims
One Riverfront Plaza
Westbrook, ME 04092-9700
866-376-9478

**On-site
Representative:**
727-588-6444

The outline of this coverage is only a summary of the details of the policy. Reference must be made to the policy for the actual contractual provisions.

Voluntary Benefits Voluntary Products



Welcome to a benefit program that can help make getting the coverage you need easier and more convenient through a variety of voluntary services and insurance products. Pinellas County Schools is pleased to continue offering the following employee benefits:

- **MetLife Hospital Indemnity Plan (HIP)**
- MetLife Auto & Home®
- MetLaw® Group Legal Plan
- Veterinary Pet Insurance (VPI®)
- Horace Mann Auto Payroll Deduction Plan



Enrolling in MetLife Voluntary Plans

PCS offers several MetLife voluntary plans. Like all benefits, you must enroll within 31 days of your date of hire. Otherwise, you can't enroll in or change your election until the next annual enrollment period for the next plan year. With the exception of the legal plan, you can't enroll in or change your benefit election or enroll during the year unless you experience a qualified change in status during the year.

MetLife Hospital Indemnity Plan (HIP)	Enroll as a new hire, during annual enrollment for the next plan year, or when you experience a qualified change in status.	New employee: Enroll using the PCS Enrollment and Change Form.
MetLaw® Group Legal Plan	Enroll as a new hire or during annual enrollment for the next plan year. For more information, go to https://info.legalplans.com and use the Access Code PCS.	To enroll in any of the MetLife voluntary plans (except for MetLife HIP) call the toll-free number or visit the MetLife website. 800-GETMet8 (800-438-6388)
MetLife Auto & Home®	You may enroll in this plan anytime during the year.	To enroll in auto & home and legal plans, go to www.metlife.com/mybenefits



Voluntary Benefits Voluntary Products

MetLife Hospital Indemnity Plan (HIP)

Hospital stays can be costly and are often unexpected. Even the best medical plans may leave you with extra expenses to pay out of your pocket like deductibles, coinsurance, and co-pays. The MetLife Hospital Indemnity Plan (HIP) pays a cash benefit when you or a covered dependent is hospitalized due to an accident or illness.

Plan Highlights

HIP coverage can help you be better prepared by providing you with a payment to use as you see fit if you experience a covered event and meet the policy and certificate requirements. Typically, a flat amount is paid for hospital admission, and a per-day amount is paid for each day of a covered hospital stay, from the very first day of your stay. This payment can help you focus more on getting back on track and less on the extra expenses an accident or illness may bring.

Benefits	Benefit Amount
Hospital Admission Benefit	\$500
Hospital Confinement Benefit	\$250 per day, up to 30 days
Inpatient Rehabilitation Benefit	\$100 per day, up to 15 days per covered person, per accident but not to exceed 30 days per calendar year

Pre-existing conditions limitations apply. Benefits will not be payable for pre-existing conditions for which, in 12 months before an insured becomes covered they received medical advice, treatment, or care from a physician; or the covered person had symptoms, or any medical or physical conditions that would cause an ordinarily prudent person to seek diagnosis, care, or treatment. If you are concerned about a pre-existing condition, please call MetLife to understand how this may or may not affect you.

Benefits reduced 25% for ages 65 to 69. Benefits reduced 50% for age 70+.

Please see plan certificate for inpatient hospital exclusions at pcsb.org/risk-benefits, "MetLife Voluntary Plans" link.

Enrolling in the MetLife HIP

When you enroll as a new employee, you and your eligible family members are guaranteed acceptance¹. You also have the benefits of competitive group rates and convenient payroll deductions that ensure continuous, worry-free coverage.

If you opt out of medical insurance, your Board Contribution can be applied to offset your payroll deductions for this coverage. If you don't enroll in this plan during annual enrollment, you can't enroll in it until the next annual enrollment or you experience a qualified change in status. For more information, call 800-438-6388.

Please see plan certificate for inpatient hospital exclusions at pcsb.org/risk-benefits, "MetLife Voluntary Plans" link.

¹ Coverage is guaranteed provided (1) the employee is actively at work and (2) dependents are not subject to medical restrictions as set forth in the Certificate. Some states require the insured to have medical coverage. Additional restrictions apply to dependents serving in the armed forces or living overseas.

Voluntary Benefits Voluntary Products



Veterinary Pet Insurance

Veterinary Pet Insurance (VPI®) can help you better manage the high cost of veterinary services for your pet. VPI Pet Insurance provides benefits for veterinary treatment related to accidents and illnesses, including cancer. Medical policies cover diagnostic tests, X-Rays, prescriptions, surgeries, hospitalizations, and more.

With VPI you also have the freedom to choose a vet that you know and trust, and you can visit any licensed veterinarian worldwide.

MetLaw® Group Legal Plan

With MetLaw®, the group legal plan made available by Hyatt Legal Plans, a MetLife® Company, you'll have easy access to a nationwide network of participating attorneys who can provide you with a wide range of legal services — for a fraction of the regular cost.

With MetLaw, no matter how many times you use a participating attorney over the course of the year for covered legal matters, all you pay is your monthly premium. No co-payments and no deductibles. Just your MetLaw premium, which can be conveniently deducted from your paycheck. Your spouse and dependent children also have access to the plan benefits.

When you use a participating attorney for things like purchasing a home or preparing a will, these services are covered in full; there are no co-payments or deductibles. In most cases, the plan will pay for itself the first time you use it. You can contact an attorney for covered services, including advice and consultations, as often as you need to.

The plan provides you access to legal advice and representation on a wide range of matters including:

- Will preparation and estate planning
- Elder law
- Family law
- Financial matters including identity theft defense
- Traffic and criminal matters
- Immigration assistance and more

Some pre-existing exclusions may apply. For complete details of the coverage, call or write the company.

For more information, go to <https://info.legalplans.com> and use the Access Code PCS.

Eligibility and Enrollment

As a newly hired benefits-eligible employee of Pinellas County Schools, you're eligible to participate in the Legal Plan. You must contact MetLife to enroll within 31 days from your date of hire or wait until Annual Enrollment.

Once enrolled, you will be required to remain in the plan for the full benefit plan year. You cannot cancel it before that date, except for termination, retirement, or leave of absence. New enrollments and changes or cancellations outside the initial new hire eligibility period must wait until Annual Enrollment.



Voluntary Benefits Voluntary Products

MetLife Auto & Home®

With the MetLife Auto & Home* program, you have access to quality auto and home insurance, as well as a full range of other personal insurance policies, including renters, condo, boat, and personal excess liability (also referred to as “umbrella” coverage).

You can also save with our special discounts, including a group discount, and other money-saving discounts, if you pay your premium through automatic payroll deductions. The MetLife Auto & Home program also offers 24-hour claim reporting, extended customer service hours, and flexible payment options. The program is available to PCS employees and their dependents. You may apply for coverage at any time.

** Subject to underwriting approval. Some areas of Florida may not be eligible for home insurance.*

Horace Mann Auto Payroll Deduction Plan

Horace Mann and PCS have teamed up to provide you with the convenience of paying your auto insurance premiums through payroll deductions. When you purchase your auto insurance from Horace Mann you get the advantage of 12-month policy terms and easy payroll deductions. Advantages include:

- 12-month policy terms and no bills to pay – your premiums are deducted from each paycheck.*
- Discounted coverage:
 - Payroll deduction discount.
 - Member discounts, including FACA, PASA, NEA.
 - Special educator rates.
- Educator Advantage® benefits and features at no additional cost.
- Customer service available 24/7, 365 days a year, and online claims service.
- Licensed agents available 24/7 at three local offices.

For more information call **813-600-3268** or **727-576-5555**. Visit www.floridaeducatorsinsurance.com for a free quote.

** 20 paychecks per year—no summer deductions.*

Voluntary Retirement Programs

Pre-Tax and After-Tax Options



Saving money for retirement is often a low priority in our busy lives. We usually have more immediate financial concerns, such as paying the mortgage, feeding our family, or saving for our children's college education.

On the other hand, putting money aside for your retirement years should also be an important part of your personal financial plan.

The Pinellas County Schools Voluntary Retirement Program gives you three practical, convenient ways to save for retirement: two pre-tax options (a traditional 403(b) and a 457(b) plan), and an after-tax option (a Roth 403(b)). These plans provide:

- Convenient savings through payroll deductions
- Tax-deferred growth potential
- A choice of investments

Both traditional and Roth 403(b) accounts offer benefits that are similar to retirement savings plans, but are very different in terms of federal tax treatment. You can participate in either or both of these account types during your career to take advantage of the following features:

- Contributions to individual accounts
- Convenience of payroll deductions
- High annual contribution limits
- Flexible loan provisions
- Flexible contributions
- Benefits paid to your beneficiaries at your death

Please note: Your contributions to your voluntary retirement account do not affect Florida Retirement System contributions, which are based on total gross income.

How the Plans Work

Pre-Tax Traditional 403(b) and 457(b) Plans

Contributions made to traditional 403(b) and 457(b) accounts are taken from your paycheck on a *pre-tax* basis and are considered a salary reduction. As a result, your taxable income is reduced for every contribution you make. Any earnings on your deposits are tax-deferred until withdrawn, usually during retirement. Withdrawals from traditional 403(b) accounts are taxed during the year of the withdrawal at your applicable income tax rate for that year.

The chart below illustrates how salary reduction savings through a traditional 403(b) or 457(b) plan can increase your take-home pay by lowering your taxes.

Pre-Tax Savings Example					
Traditional 403(b) or 457(b) Voluntary Retirement Deduction (VRD)					
No VRD	Gross Pay	Federal Income Tax*	Social Security	Deduction to Savings Account	Take-Home Net Pay
	\$500.00	\$34.91	\$38.25	\$25.00	\$401.84
With VRD	Gross Pay	Federal Income Tax*	Social Security	"Reduction" to Tax Shelter	Take-Home Net Pay
	\$500.00	\$31.16	\$38.25	\$25.00	\$405.59

* Amounts shown as deductions for Social Security and federal income tax may differ depending on your federal tax rates and number of personal (W-4) exemptions.



Voluntary Retirement Programs

Pre-Tax and After-Tax Options

After-Tax Roth 403(b) Plan

Contributions made to a Roth 403(b) account are taken from your paycheck on an *after-tax* basis. Your taxable income is not reduced by contributions you make to your account. Any earnings on your contributions are not taxed as long as they remain in your account for five years from the date your first Roth contribution was made and you have a qualifying distributable event. All qualified distributions from Roth 403(b) accounts are tax-free.

Maximum Allowable Contributions

You can participate in one, two, or all three of the plans. However, federal regulations limit the amount you can defer during a calendar year. These limits are determined by Maximum Allowable Contribution (MAC) calculations. The MAC is calculated on a calendar year basis from January 1 through December 31. The limit for 2017 is \$18,000. The 2018 limits were not available at the time this guide was printed. (If you turn age 50 or older during the year, you can contribute an additional \$5,500.) **You are responsible for making sure that the amount deferred each year does not exceed IRS limits.** MAC calculation estimates and retirement benefit handbooks are available online during the first quarter of each calendar year to help you determine the amount of your annual retirement account contribution.

403(b) and 457(b) Distribution Transactions

Distribution transactions may include any of the following: loans, rollovers, exchanges, hardships, or other normal distributions. You may request these distributions by completing the necessary forms obtained from your provider and TSA Consulting Group, Inc. (TSACG) as required. All completed provider forms, accompanied by the Transaction Routing Request form, should be submitted to TSACG for processing. TSACG's Transaction Routing Request form may be downloaded at <https://www.tsacg.com>.

Enrolling in the Plans

To participate, you must select an investment plan from the list of authorized investment providers on the next page. Check the list to determine whether the provider you select offers the plan(s) you want.

Carefully compare investment products **before** you select a provider and take the time to understand the investments you are choosing and the implications of your investment decision. If you do not understand the information presented to you by a sales representative or are unsure about a product, do not complete the online payroll deduction authorization.

You can enroll in a plan or cancel your contributions anytime up to a maximum of four changes during the calendar year. You must complete the standard Payroll Reduction Authorization for Pinellas County Schools online at <http://www.tsacg.com>.

The authorized list does not reflect any opinion as to financial strength or the quality of the product or service for any company. The products that these companies provide are typically standard-interest annuities, variable annuities, and mutual funds.

Payroll deductions are permitted for those vendors who have made proper application and are on Pinellas County Schools' list of authorized vendors. **Pinellas County Schools does not endorse or recommend any product or vendor** and does **not** offer financial advice.

If you have questions about a vendor,
you can call:

**Florida Department of
Financial Services Consumer Helpline**
(800) 342-2762

To file a complaint about a vendor,
go online to:

Florida Office of Financial Regulations
[http://www.flofr.com/staticpages/
fileacomplaint.htm](http://www.flofr.com/staticpages/fileacomplaint.htm)

Voluntary Retirement Programs

Pre-Tax and After-Tax Options



Other Information

TSA Consulting Group is the third party administrator for the Pinellas County Schools' Voluntary Retirement Program. If you wish to start a deduction, increase, decrease or suspend your deduction to your Roth, 403(b) or 457 plan, you must utilize the online system. The ART system is used when requesting loans, rollovers, distributions, and contract exchanges from your account. The online process eliminates the need for paper SRAs and allows around-the-clock access for employees.

- To use the ART system you will need to establish your initial ART system login, visit the secure ART login website:
<http://www.tsacg.com/individual/art-help>.

- To open up an account you must go through a current representative of the district's 403(b) and 457 approved Investment Providers who are trained and able to assist employees with this online process. In addition, TSA Consulting Group has a toll free customer service help line to assist you (888) 796-3786, Option 5, available Monday–Thursday 8:00 a.m.–6:00 p.m. EST and Friday 8:00 a.m.–4:00 p.m. EST.

2017–2018 Voluntary Retirement Program

List of Authorized Investment Providers

COMPANY NAME	PRODUCTS AVAILABLE			AGENT OF RECORD	TELEPHONE
	403(B)	457	ROTH 403(b)		
Achieva		X		Pat Leach	727-431-7358
Aetna-VOYA	X	X	X	Diane Petitta	813-281-3751
American Century (No Load)	X	X	X	www.americancentury.com/florida	800-345-3533
AXA Advisors	X	X	X	Ryan Lau	813-466-3195
Fidelity Funds (No Load)*	X	X		www.fidelity.com/atwork	800-343-0860
Franklin Templeton	X			Andrew Aiello	727-299-4624
Horace Mann	X	X	X	Gary Cucchi	813-600-3268
Lincoln Investment	X	X	X	Brett Smith	800-771-7732
Northern-VOYA	X	X	X	Keista Ransom	813-281-3743
Plan Member Services	X	X	X	Richard Rush	800-874-6910
Security Benefits		X	X	Jacob Moore	727-543-5098
The Legend Group	X	X	X	Steven Fisher	727-578-2828
Valic	X	X	X	Chris Brown	813-269-3362
Waddell & Reed	X	X	X	Todd A. Mazur	813-286-9196 x126

* Call Fidelity or go online to request a 403(b) or 457(b) enrollment kit and fund prospectus. Contact Risk Management at 727-588-6141 to request a salary reduction agreement to authorize payroll reductions.



Voluntary Retirement Programs

Pre-Tax and After-Tax Options

Resources

For more information about the PCS Voluntary Retirement Program:

Call

- Your investment provider representative, or
- The PCS Retirement Team: 727-588-6141

Visit

- https://www.tsacg.com/employee_site/districts/florida/pinellas.htm

The following websites offer relevant information

- **Social Security Administration** www.ssa.gov
Find answers to your questions concerning Social Security.
- **Administration on Aging** www.usa.gov
Information on retirement, Medicare, and other issues for retirees.
- **Internal Revenue Service** www.irs.gov
Source for tax information, including changes to the tax code.
- **U.S. Department of Labor** www.dol.gov
Information for the workforce.
- **Morningstar** www.morningstar.com
Information on stocks, funds, and factors affecting the stock market.
- **A.M. Best Company** www.ambest.com
Information on company ratings, products, and news.
- **Standard and Poor's Company** www.standardandpoors.com
Information on company ratings, fund information, indices, and more.
- **American Savings Education Council** www.choosetosave.org/asec
Information about saving for retirement.
- **Employee Benefit Research Institute** www.ebri.org
Information on employee benefit programs.
- **Employee Benefits Security Administration** www.dol.gov/ebsa/
Information on pensions, COBRA, plan sponsors, compliance, fraud, and more.



Key Differences Between FRS Plans

Pension Plan

A traditional retirement plan designed for longer-service career employees.

You qualify for a benefit after eight¹ years of service. You are always fully vested in your own contributions as long as you remain in the Pension Plan².

PCS contributes the majority of your FRS retirement plan contribution based on a fixed percentage of your gross salary as determined by the state legislature. A mandatory 3% pre-tax contribution is deducted from your paycheck and deposited into the Pension Plan trust fund.

Pays a guaranteed lifetime monthly benefit using a formula based on the service and salary while you are working for an FRS employer. Plan underfunding or future cost increases could make it necessary for the Florida Legislature to reduce benefits.

Investment Plan

A retirement plan designed for shorter service and more mobile employees.

You qualify for a benefit after one year of service. You are always fully vested in your own contributions as long as you remain in the Investment Plan².

PCS contributes the majority of your FRS retirement plan contribution based on a fixed percentage of your gross salary (total employee and employer rate is 6.3% for Regular Class employees). A mandatory 3% pre-tax contribution is deducted from your paycheck and deposited into your retirement account.

Your benefit depends on the amount of money contributed to your account and its growth over time. You decide how to allocate the money in your account among the available investment funds. Future plan cost increases could make it necessary for the Florida Legislature to reduce the amount that employers contribute to the plan, which may result in a lower benefit.

- ¹ If you have any Pension Plan service prior to July 1, 2011, you are subject to six-year vesting. If you join the Pension Plan on or after July 1, 2011 and have no previous Pension Plan service, you are subject to eight-year vesting.
- ² How your employee contributions are distributed or refunded to you depends on a number of factors, especially if you use your 2nd Election to switch Plans in the future. You can call the MyFRS Financial Guidance Line at 1-866-446-9377, Option 2, for information.

The Florida Retirement System (FRS) was established in 1970 to provide a retirement program for participating public sector employers. The FRS gives eligible new employees the opportunity to participate in either the Pension Plan or the Investment Plan. You must elect one of the two plans within your first eight months of employment. If no election is made, you will default into the Investment Plan. Your 2nd Election can be used to switch plans one time during your active career with an FRS employer.

About the DROP Option

The Deferred Retirement Option Program (DROP) allows FRS Pension Plan participants to retire without terminating employment for up to five years while your retirement benefits continue to accumulate and earn interest. You can participate in DROP when you reach your normal retirement age or date. Administrators and Support Personnel who do not join DROP within 12 months of becoming eligible to participate will lose their opportunity to join DROP. Investment Plan members are not eligible for DROP.



Florida Retirement System (FRS)

About the MyFRS Financial Guidance Program

The MyFRS Financial Guidance Program is available to all Florida Retirement System members. As a member, you have free access to unbiased Ernst & Young (E&Y) financial planners who serve as your personal retirement and financial advocate and answer any retirement and financial questions you have. (Your E&Y financial planner does not sell any investment or insurance products.) You can also register for an educational financial planning workshop in your area conducted by an Ernst & Young financial planner.

You can speak with an E&Y financial planner about:

- Retirement planning
- Investment planning, including investments outside the FRS, such as a PCS Voluntary Retirement plan
- Investment fund performance
- Estate planning
- Debt, spending, and credit issues

The www.MyFRS.com website serves as your gateway to a host of tools and information about the FRS Pension Plan and Investment Plan.

For more information about the Florida Retirement System, the MyFRS Financial Guidance Program, and DROP:

-
- Call**
- **The PCS Retirement Team:**
727-588-6214
 - **MyFRS Financial Guidance Line:**
866-446-9377 Option 2
(TRS 711)

-
- Visit**
- www.MyFRS.com

Plan Administration

Your Rights and Responsibilities



COBRA

The Consolidated Omnibus Budget Reconciliation Act of 1986 (COBRA) requires employers who sponsor group health plans to offer employees and their families the opportunity to purchase **medical, vision, or dental** coverage at group rates. This section is to notify you of your rights and obligations to continue coverage under this law. We urge both you and your spouse to read this notice carefully.

This federal law provides qualified beneficiaries the same health benefits as active employees, including the right to participate in Annual Enrollment and continue participation in the Healthcare FSA.

School Board employees whose medical, vision, or dental coverage ends due to reduction in work hours or termination of employment for reasons other than gross misconduct have the right to continue the above-mentioned coverage.

Spouses of covered employees who are on the employee's policy(ies) have the right to continue coverage for any of these reasons:

- Death of your spouse who was a covered School Board employee,
- Termination of your spouse's employment for reasons other than gross misconduct,
- Reduction in your spouse's work hours,
- Divorce or legal separation* from your spouse, and
- Your spouse becomes eligible for Medicare.

Dependent children of covered employees who are on the employee's policies may continue coverage for any of these reasons:

- Death of a parent who was a covered School Board employee,
- Termination of parent's employment for reasons other than gross misconduct,
- Reduction in parent's work hours,
- Parent becomes eligible for Medicare, and
- Loss of child's dependent status (e.g., age limitation).

Please review the following sections carefully. They contain important information about your rights and responsibilities as a Pinellas County Schools employee.

- **COBRA**
- **HIPAA**
- **Family Medical and Leave of Absence**
- **Workers' Compensation**

When Can COBRA Coverage Be Elected? (Change in Status Event)	Who Can Elect COBRA Coverage? (Qualified Beneficiaries)	How Long Can Coverage Be Continued?
Termination of employment of covered employee (other than for gross misconduct) or reduction in work hours of covered employee	Employee, spouse, and dependent children	18 months
Death of covered employee	Spouse and dependent children	36 months
Divorce or legal separation*	Spouse and dependent children	36 months
Covered employee becomes eligible for Medicare	Spouse and dependent children	36 months
Loss of child's dependent status	Dependent child	36 months
Qualifying disability	Employee	29 months

* Only divorce is recognized by the state of Florida, not legal separation.



Plan Administration

Your Rights and Responsibilities

How to Obtain Continued Coverage

You or your family are responsible for notifying the Risk Management and Insurance Department of a divorce or a child losing dependent status (or other change in status event) within **60 days** of the qualifying event. The Personnel Department is responsible for notifying the Risk Management and Insurance Department in the case of death, termination of employment, or reduction in work hours.

When Risk Management and Insurance is notified that a **qualifying event** has occurred, Risk Management and Insurance will notify you of your right to continue group insurance coverage. You have **60 days** from the notice to submit an enrollment form for continued coverage. Payment and coverage will be retroactive. If you wait longer than 60 days, your eligibility to continue medical, vision and/or dental coverage, or participate in your Healthcare FSA, your coverage or participation will end.

Premium Payment

To extend coverage for yourself or your family, you are required to pay the entire cost of coverage plus administrative costs. The law states that this premium can be 102% of Pinellas County Schools' cost of providing benefits. This amount will be calculated yearly, and may vary from year to year.

Your initial premium payment must be paid no later than **45 days** after you enroll. Your initial payment amount is retroactive, may cover more than one month, and will be larger than your remaining monthly payments. If your initial payment is late, you will not be able to continue coverage.

All subsequent payments must be made the **first** of each month. If these payments are not received on time, coverage will end. For this reason, you should be careful that all premium payments are made on time. If the premium payment is not paid by the end of the grace period, your continued coverage will end on the last day of the month for which a timely payment was received and **you may not re-enroll**.

When Continued Coverage Ceases

The COBRA law states that your continued coverage as a qualified beneficiary may be cancelled for any of the following reasons:

- Pinellas County Schools no longer provides coverage to any of its employees
- The premium for your continued coverage is not paid on time
- You or your dependents become eligible for coverage under another group plan (if you have a pre-existing condition not covered under your new plan, you may continue your old plan to cover that pre-existing condition)
- You or your dependents enroll in:
 - Medicare—Part A, Part B, or both
 - Medicare + Choice HMO
- You were divorced or widowed from a covered employee and later remarry and are eligible under your new spouse's group plan.

If You Have Questions

If you have any questions about this law, please contact Risk Management and Insurance at 727-588-6197, Monday through Friday, 8:00 a.m. to 4:30 p.m. ET.

Patient Protection and Affordable Care Act (PPACA, or Health Care Reform)

The Affordable Care Act (ACA) has brought sweeping changes to the U.S. health insurance system. Its goal is to make health insurance available to everyone, regardless of medical history or ability to pay. Many of the ACA changes have already affected our plans, such as covering adult children through age 26, free preventive care, and reducing or removing annual or lifetime limits on essential health benefits. Some of the biggest changes resulting from the law took effect January 1, 2016. These changes are explained below.

Plan Administration

Your Rights and Responsibilities



Medical Plans

All of the medical plans offered by PCS will comply with the required changes and result in the following changes: (1) The annual maximum includes the annual deductible. (2) The annual out-of-pocket maximum is capped, lowering the maximum amount you could pay for eligible health care expenses in a year.

Health Care Reform and You—the Individual Mandate

The ACA requires most Americans to purchase health insurance or pay a penalty. This is called the “individual mandate.” The medical plans offered by PCS meet or exceed the affordability and coverage requirements. So being enrolled in an PCS medical plan satisfies the individual mandate.

HIPAA

Special Enrollment Rights

If you or your eligible dependent(s) lose coverage under a Children’s Health Insurance Program (CHIP) or Medicaid due to loss of eligibility for such coverage or become eligible for the optional state premium assistance program, if available in your state, you may enroll in a District-sponsored medical plan within 60 days of the date coverage was terminated or the date of eligibility for the optional state premium assistance program. To review the full notice please go to pcsb.org/page/464.

Employee Privacy Notice

Under HIPAA legislation, your employer and your health plan are obligated to protect confidential health information that identifies you or could be used to identify you and relates to a physical or mental health condition or the payment of your health care expenses. To review the full notice please go to pcsb.org/page/464.

HIPAA requires your employer and your health plan to notify you and your beneficiaries about their policies and practices to protect the confidentiality of your health information.

Refer to your plan’s privacy notice for a detailed description of:

- Your plan’s information privacy policy;
- Ways the plan may use and disclose health information about you;
- Your rights; and
- Obligations the plan has regarding the use and disclosure of your health information.

Family and Medical Leave of Absence

The Family Medical and Leave Act (FMLA) of 1993 allows you to take a leave of absence, without pay, for up to 12 weeks during any continuous 12-month period, for the following reasons:

- Birth of a child
- Adoption of a child
- Placement of a foster child into your care
- Caring for your seriously ill child, spouse, or parent
- Your own serious health condition
- For any qualifying exigency arising out of the fact that a spouse, son, daughter, or parent is a military member on covered active duty or called to covered active duty status.

An eligible employee may also take up to 26 work weeks of leave during a “single 12-month period” to care for a covered service member with a serious injury or illness, when the employee is the spouse, son, daughter, parent, or next of kin of the service member.

If you take a family medical leave to care for an ill family member or for your own serious illness, you may take the leave intermittently, as necessary.

You are eligible for family medical leave if you have worked for Pinellas County Schools for one year and have worked at least 1,250 hours during the previous 52 weeks prior to requesting the leave. You will pay the same group medical and dental insurance rates during your leave. When you return from your leave, you will be reinstated to the same or equivalent position.

Continued on next page



Plan Administration

Your Rights and Responsibilities

Workers' Compensation

Basic Facts

1. Workers' Compensation coverage is paid by Pinellas County Schools at no cost to you.
2. It is your responsibility to report a work-related accident to administration within 24 hours.
3. This coverage will pay for the most reasonable and necessary medical care if you have an illness or injury arising out of or in the course of your employment.
4. Pinellas County Schools has the right to choose the medical providers who will treat you.
5. Workers' Compensation coverage also will replace part of your lost wages if your doctor says you must be out of work for a certain length of time because of a work-related injury or illness.

How to Get Medical Care and Benefits

If you require medical attention due to your work-related illness or injury, please notify your supervisor. You must obtain treatment from a provider who is on the list of Workers' Compensation providers, posted at your work site. The list of providers is also available on the PCS Risk Management website at pcsb.org/risk-benefits. (For serious emergencies or for urgent care after hours, please proceed to the nearest emergency facility.)

Unauthorized absences and treatment received outside the PCS Workers' Compensation provider network are not covered.

If you have any questions, please contact Risk Management, Workers' Compensation at 727-588-6196.

Payment for Lost Wages

If your earnings are lower because of a work-related injury or illness, you may be able to receive some cash benefits (indemnity benefits). Your first 10 lost workdays will be covered by Pinellas County Schools, payable at 100% (maximum of 10 days paid per fiscal year). After this period, your wages will be paid through our Workers' Compensation carrier.

Your compensation rate will be based on 66⅔% of your average weekly wage, up to a yearly state maximum. You will be eligible for this benefit if you have a doctor's statement that indicates you are unable to return to work as a result of the accident or illness. (Physician must be an approved doctor from the Workers' Compensation network.)

Pinellas County Schools Modified Alternative Duties Program

Pinellas County Schools has developed a program designed to assist you while you are temporarily disabled due to a work-related injury or occupational disease. The Modified Alternative Duties Program is designed to offer a temporary (up to a maximum of 90 days) alternative work site or position where you can function during the healing and rehabilitation process.

Each placement is made considering all medical restrictions recommended by authorized Workers' Compensation providers. Please be assured, it is our intent to work closely with you and your physician on this matter.

If you have any questions concerning this program, please call the Personnel Department.

Plan Administration

Your Rights and Responsibilities



Women's Health and Cancer Rights Act

The Women's Health and Cancer Rights Act of 1998 requires your health care plan to provide benefits for mastectomy-related services. These services include reconstruction and surgery to achieve symmetry between the breasts, prostheses, and complications resulting from a mastectomy (including lymphedemas). Coverage for these benefits or services will be provided in consultation with the participant's or beneficiary's attending physician.

If you are receiving, or in the future receive, benefits under a group medical contract in connection with a mastectomy, you are entitled to coverage for the benefits and services described above if you elect breast reconstruction. Your qualified dependents are also entitled to coverage for those benefits or services on the same terms. Coverage for the mastectomy-related services or benefits required under the Women's Health law are subject to the same deductibles and coinsurance or co-payment provisions that apply to other medical or surgical benefits your group medical contract provides.

Maternity and Newborn Length of Stay

Group health plans and health insurance issuers generally may not, under federal law, restrict benefits for any hospital length of stay in connection with childbirth for the mother or newborn child to less than 48 hours following a normal vaginal delivery, or 96 hours following a cesarean section. However, federal law generally does not prohibit the mother's or newborn's attending provider, after consulting with the mother, from discharging the mother or her newborn earlier than 48 hours (or 96 hours as applicable). In any case, plans and issuers may not, under federal law, require that a provider obtain authorization from the plan or the insurance issuer for prescribing a length of stay not in excess of 48 hours (or 96 hours).

Notice Regarding the Wellness Program

Pinellas County Public Schools Be SMART is a voluntary wellness program available to all employees. The program is administered according to federal rules permitting employer-sponsored wellness programs that seek to improve employee health or prevent disease, including the Americans with Disabilities Act of 1990, the Genetic Information Nondiscrimination Act of 2008, and the Health Insurance Portability and Accountability Act, as applicable, among others. If you choose to participate in the wellness program you may be asked to complete a voluntary health risk assessment or "HRA" that asks a series of questions about your health-related activities and behaviors and whether you have or had certain medical conditions (e.g., cancer, diabetes, or heart disease). You will also be asked to complete a biometric screening, which will include a finger stick blood test for cholesterol, triglycerides, and glucose. You are not required to complete the HRA or to participate in the blood test or other medical examinations.

However, employees who choose to participate in the Humana Go365 wellness program and reach Silver Status or above by the deadline, may receive an insurance premium credit, based on the insurance deduction calendar, of \$10 for employee only coverage, \$15 for employee + spouse or employee + children, and \$20 for employee + family premium credit. Additional incentives may be available from Go365 for employees who participate in certain health-related activities or achieve certain health outcomes. If you are unable to participate in any of the health-related activities or achieve any of the health outcomes required to earn an incentive, you may be entitled to a reasonable accommodation or an alternative standard. You may request a reasonable accommodation through Humana's Go365 customer service at 1-877-230-3318. A member may submit a Disability Accommodation form, also available upon request from Humana Go365, to request alternative engagement options to accommodate the disability.



Plan Administration

Your Rights and Responsibilities

The information from your HRA and the results from your biometric screening will be used to provide you with information to help you understand your current health and potential risks, and may also be used to offer you services through the wellness program, such as the Diabetic Care Program, YMCA Diabetic Prevention program, or the Tobacco Care Program. You also are encouraged to share your results or concerns with your own doctor.

Protections from Disclosure of Medical Information

We are required by law to maintain the privacy and security of your personally identifiable health information. Although the wellness program and Pinellas County Schools may use aggregate information it collects to design a program based on identified health risks in the workplace, no one will ever disclose any of your personal information either publicly or to the employer, except as necessary to respond to a request from you for a reasonable accommodation needed to participate in the wellness program, or as expressly permitted by law. Medical information that personally identifies you that is provided in connection with the wellness program will not be provided to your supervisors or managers and may never be used to make decisions regarding your employment.

Your health information will not be sold, exchanged, transferred, or otherwise disclosed except to the extent permitted by law to carry out specific activities related to the wellness program, and you will not be asked or required to waive the confidentiality of your health information as a condition of participating in the wellness program or receiving an incentive.

Anyone who receives your information for purposes of providing you services as part of the wellness program will abide by the same confidentiality requirements. The only individual(s) who will receive your personally identifiable health information is (are) Humana's patient advocate in order to provide you with services under the wellness program.

In addition, all medical information obtained through the wellness program will be maintained separate from your personnel records, information stored electronically will be encrypted, and no information you provide as part of the wellness program will be used in making any employment decision. Appropriate precautions will be taken to avoid any data breach, and in the event a data breach occurs involving information you provide in connection with the wellness program, we will notify you immediately.

You may not be discriminated against in employment because of the medical information you provide as part of participating in the wellness program, nor may you be subjected to retaliation if you choose not to participate.

If you have questions or concerns regarding this notice, or about protections against discrimination and retaliation, please contact April Paul at 727-588-6136.

Plan Administration

Your Rights and Responsibilities



Important Notice from Pinellas County Schools About Your Prescription Drug Coverage and Medicare

Please read this notice carefully and keep it where you can find it.

This notice has information about your current prescription drug coverage with Pinellas County Schools and about your options under Medicare's prescription drug coverage. This information can help you decide whether or not you want to join a Medicare drug plan. If you are considering joining, you should compare your current coverage, including which drugs are covered at what cost, with the coverage and costs of the plans offering Medicare prescription drug coverage in your area. Information about where you can get help to make decisions about your prescription drug coverage is at the end of this notice.

There are two important things you need to know about your current coverage and Medicare's prescription drug coverage:

- Medicare prescription drug coverage became available in 2006 to everyone with Medicare. You can get this coverage if you join a Medicare Prescription Drug Plan or join a Medicare Advantage Plan (like an HMO or PPO) that offers prescription drug coverage. All Medicare drug plans provide at least a standard level of coverage set by Medicare. Some plans may also offer more coverage for a higher monthly premium.

- Pinellas County Schools has determined that the prescription drug coverage offered by the Humana Rx4 Traditional Prescription Drug Program is, on average for all plan participants, expected to pay out as much as standard Medicare prescription drug coverage pays and is therefore considered Creditable Coverage. Because your existing coverage is Creditable Coverage, you can keep this coverage and not pay a higher premium (a penalty) if you later decide to join a Medicare drug plan.

When Can You Join a Medicare Drug Plan?

You can join a Medicare drug plan when you first become eligible for Medicare and each year from October 15th through December 7th.

However, if you lose your current creditable prescription drug coverage through no fault of your own, you will also be eligible for a two-month Special Enrollment Period (SEP) to join a Medicare drug plan.

What Happens to Your Current Coverage if You Decide to Join a Medicare Drug Plan?

If you decide to join a Medicare drug plan and drop your current Pinellas County Schools coverage,

be aware that you and your dependents will not be able to get this coverage back.

When Will You Pay a Higher Premium (Penalty) to Join a Medicare Drug Plan?

You should also know that if you drop or lose your current coverage with Pinellas County Schools and don't join a Medicare drug plan within 63 continuous days after your current prescription drug coverage ends, you may pay a higher premium (a penalty) to join a Medicare drug plan later.

If you go 63 continuous days or longer without creditable prescription drug coverage, your monthly premium may go up by at least 1% of the Medicare base beneficiary premium per month for every month that you did not have that coverage. For example, if you go 19 months without Creditable Coverage, your premium may consistently be at least 19% higher than the Medicare base beneficiary premium. You may have to pay this higher premium (a penalty) as long as you have Medicare prescription drug coverage. In addition, you may have to wait until the following November to join.

For More Information About This Notice or Your Current Prescription Drug Coverage...

More information, contact the Pinellas County Schools Risk Management and Insurance Department.

Note: You'll get this notice each year prior to the annual Medicare drug plan enrollment period, and if your coverage through Pinellas County Schools changes. You also may request a copy of this notice at any time.

For More Information About Your Options Under Medicare Prescription Drug Coverage...

More detailed information about Medicare plans that offer prescription drug coverage is in the "Medicare & You" handbook. You'll get a copy of the handbook in the mail every year from Medicare. You may also be contacted directly by Medicare drug plans.

For more information about Medicare prescription drug coverage:

- Visit www.medicare.gov.
- Call your State Health Insurance Assistance Program (see the inside back cover of your copy of the "Medicare & You" handbook for their telephone number) for personalized help.
- Call 800-MEDICARE (800-633-4227). TTY users should call 877-486-2048.

If you have limited income and resources, extra help paying for Medicare prescription drug coverage is available. For information about this extra help, visit Social Security on the web at www.socialsecurity.gov, 800-772-1213 (TTY 800-325-0778).

Name of Entity/Sender:
Pinellas County
Schools

Contact:
The Risk Management
and Insurance
Department

Address:
301 4th Street S.W.,
Largo, FL 33770

Phone Number:
727-588-6197

Continued on next page



Plan Administration

Your Rights and Responsibilities

Medicaid and the Children’s Health Insurance Program (CHIP) Offer Free or Low-Cost Health Coverage to Children and Families

If you or your children are eligible for health coverage from Pinellas County Schools (PCS), but are unable to afford the premiums, some states have premium assistance programs that can help pay for coverage. These states use funds from their Medicaid or CHIP programs to help people who are eligible for employer-sponsored health coverage, but need assistance in paying their health premiums.

If you or your dependents are already enrolled in Medicaid or CHIP and you live in Florida, you can contact the Florida Medicaid office to find out if premium assistance is available. If you or your dependents are NOT currently enrolled in Medicaid or CHIP, and you think you or any of your dependents might be eligible for either of these programs, you can contact the Florida Medicaid office or dial 1-877-KIDS NOW or www.insurekidsnow.gov to find out how to apply. If you qualify, you can ask if Florida has a program that might help you pay the premiums for an employer-sponsored plan. (Note, if your children live outside of Florida, contact the appropriate Medicaid office for that state.)

Once it is determined that you or your dependents are eligible for premium assistance under Medicaid or CHIP, PCS’s health plans are required to permit you and your dependents to enroll in a plan—as long as you and your dependents are eligible, but not already enrolled in a PCS plan. This is called a “special enrollment” opportunity, and you must request coverage within 60 days of being determined eligible for premium assistance.

ALABAMA – Medicaid

Website: <http://myalhipp.com/>
Phone: 1-855-692-5447

ALASKA – Medicaid

The AK Health Insurance Premium Payment Program
Website: <http://myakhipp.com/>
Phone: 1-866-251-4861
Email: CustomerService@MyAKHIPP.com
Medicaid Eligibility: <http://dhss.alaska.gov/dpa/Pages/medicaid/default.aspx>

ARKANSAS – Medicaid

Website: <http://myarhipp.com/>
Phone: 1-855-MyARHIPP (855-692-7447)

COLORADO – Health First Colorado (Colorado’s Medicaid Program) & Child Health Plan Plus (CHP+)

Health First Colorado Website: <https://www.healthfirstcolorado.com/>
Health First Colorado Member Contact Center: 1-800-221-3943/State Relay 711
CHP+: Colorado.gov/HCPF/Child-Health-Plan-Plus
CHP+ Customer Service: 1-800-359-1991/State Relay 711

FLORIDA – Medicaid

Website: <http://flmedicaidtprecovery.com/hipp/>
Phone: 1-877-357-3268

GEORGIA – Medicaid

Website: <http://dch.georgia.gov/medicaid>
Click on Health Insurance Premium Payment (HIPP)
Phone: 404-656-4507

INDIANA – Medicaid

Healthy Indiana Plan for low-income adults 19-64
Website: <http://www.in.gov/fssa/hip/>
Phone: 1-877-438-4479
All other Medicaid
Website: <http://www.indianamedicaid.com>
Phone 1-800-403-0864

IOWA – Medicaid

Website: <http://dhs.iowa.gov/ime/members/medicaid-a-to-z/hipp>
Phone: 1-888-346-9562

KANSAS – Medicaid

Website: <http://www.kdheks.gov/hcf/>
Phone: 1-785-296-3512

KENTUCKY – Medicaid

Website: <http://chfs.ky.gov/dms/default.htm>
Phone: 1-800-635-2570

LOUISIANA – Medicaid

Website: <http://dhh.louisiana.gov/index.cfm/subhome/1/n/331>
Phone: 1-888-695-2447

MAINE – Medicaid

Website: <http://www.maine.gov/dhhs/ofi/public-assistance/index.html>
Phone: 1-800-442-6003
TTY: Maine relay 711

MASSACHUSETTS – Medicaid and CHIP

Website: <http://www.mass.gov/eohhs/gov/departments/masshealth/>
Phone: 1-800-462-1120

MINNESOTA – Medicaid

Website: <http://mn.gov/dhs/people-we-serve/seniors/health-care/health-care-programs/programs-and-services/medical-assistance.jsp>
Phone: 1-800-657-3739

MISSOURI – Medicaid

Website: <http://www.dss.mo.gov/mhd/participants/pages/hipp.htm>
Phone: 573-751-2005

Plan Administration Your Rights and Responsibilities



MONTANA – Medicaid

Website: [http://dphhs.mt.gov/
MontanaHealthcarePrograms/HIPP](http://dphhs.mt.gov/MontanaHealthcarePrograms/HIPP)
Phone: 1-800-694-3084

NEBRASKA – Medicaid

Website: [http://dhhs.ne.gov/Children_Family_Services/
AccessNebraska/Pages/accessnebraska_index.aspx](http://dhhs.ne.gov/Children_Family_Services/AccessNebraska/Pages/accessnebraska_index.aspx)
Phone: 1-855-632-7633

NEVADA – Medicaid

Medicaid Website: <http://dwss.nv.gov/>
Medicaid Phone: 1-800-992-0900

NEW HAMPSHIRE – Medicaid

Website: <http://www.dhhs.nh.gov/oii/documents/hipppapp.pdf>
Phone: 603-271-5218

NEW JERSEY – Medicaid and CHIP

Medicaid Website: [http://www.state.nj.us/humanservices/
dmahs/clients/medicaid/](http://www.state.nj.us/humanservices/dmahs/clients/medicaid/)
Medicaid Phone: 609-631-2392
CHIP Website: <http://www.njfamilycare.org/index.html>
CHIP Phone: 1-800-701-0710

NEW YORK – Medicaid

Website: https://www.health.ny.gov/health_care/medicaid/
Phone: 1-800-541-2831

NORTH CAROLINA – Medicaid

Website: <https://dma.ncdhhs.gov/>
Phone: 919-855-4100

NORTH DAKOTA – Medicaid

Website: [http://www.nd.gov/dhs/services/medicalserv/
medicaid/](http://www.nd.gov/dhs/services/medicalserv/medicaid/)
Phone: 1-844-854-4825

OKLAHOMA – Medicaid and CHIP

Website: <http://www.insureoklahoma.org>
Phone: 1-888-365-3742

OREGON – Medicaid

Website: <http://healthcare.oregon.gov/Pages/index.aspx>
<http://www.oregonhealthcare.gov/index-es.html>
Phone: 1-800-699-9075

PENNSYLVANIA – Medicaid

Website: [http://www.dhs.pa.gov/provider/medicalassistance/
healthinsurancepremiumpaymenthippprogram/index.htm](http://www.dhs.pa.gov/provider/medicalassistance/healthinsurancepremiumpaymenthippprogram/index.htm)
Phone: 1-800-692-7462

RHODE ISLAND – Medicaid

Website: <http://www.eohhs.ri.gov/>
Phone: 401-462-5300

SOUTH CAROLINA – Medicaid

Website: <http://www.scdhhs.gov>
Phone: 1-888-549-0820

SOUTH DAKOTA – Medicaid

Website: <http://dss.sd.gov>
Phone: 1-888-828-0059

TEXAS – Medicaid

Website: <http://gethipptexas.com/>
Phone: 1-800-440-0493

UTAH – Medicaid and CHIP

Medicaid Website: <https://medicaid.utah.gov/>
CHIP Website: <http://health.utah.gov/chip>
Phone: 1-877-543-7669

VERMONT – Medicaid

Website: <http://www.greenmountaincare.org/>
Phone: 1-800-250-8427

VIRGINIA – Medicaid and CHIP

Medicaid Website: [http://www.coverva.org/programs_
premium_assistance.cfm](http://www.coverva.org/programs_premium_assistance.cfm)
Medicaid Phone: 1-800-432-5924
CHIP Website: [http://www.coverva.org/programs_premium_
assistance.cfm](http://www.coverva.org/programs_premium_assistance.cfm)
CHIP Phone: 1-855-242-8282

WASHINGTON – Medicaid

Website: [http://www.hca.wa.gov/free-or-low-cost-health-
care/program-administration/premium-payment-program](http://www.hca.wa.gov/free-or-low-cost-health-care/program-administration/premium-payment-program)
Phone: 1-800-562-3022 ext. 15473

WEST VIRGINIA – Medicaid

Website: [http://www.dhhr.wv.gov/bms/Medicaid%20
Expansion/Pages/default.aspx](http://www.dhhr.wv.gov/bms/Medicaid%20Expansion/Pages/default.aspx)
Phone: 1-877-598-5820, HMS Third Party Liability

WISCONSIN – Medicaid and CHIP

Website: [https://www.dhs.wisconsin.gov/publications/p1/
p10095.pdf](https://www.dhs.wisconsin.gov/publications/p1/p10095.pdf)
Phone: 1-800-362-3002

WYOMING – Medicaid

Website: <https://wyequalitycare.acs-inc.com/>
Phone: 307-777-7531

To see if any more states have added a premium assistance program since January 31, 2017, or for more information on special enrollment rights, you can contact either:

**U.S. Department of Labor Employee Benefits
Security Administration**
www.dol.gov/agencies/ebsa
866-444-EBSA (3272)

**U.S. Department of Health and Human Services
Centers for Medicare & Medicaid Services**
www.cms.hhs.gov
877-267-2323, Menu Option 4, Ext. 61565

PINELLAS COUNTY SCHOOLS
BENEFlex 2018
G U I D E

BENEFlex Questions?

Call the

Benefits Team:

727-588-6197

or visit our website at

www.pcsb.org/risk-management

*Human Resources and the Risk Management and
Insurance Departments*

This guide describes Pinellas County Schools employee benefit programs that will be effective for the plan year beginning January 1, 2018. This is only a summary of the benefit programs. Additional restrictions and/or limitations not included in this guide may apply. In the event of a conflict between this guide and the plan documents, the plan documents will control.



PINELLAS COUNTY SCHOOLS
BENEFlex 2018
G U I D E

Risk Management and Insurance
301 - 4th Street S.W.
Largo, FL 33770